



BEPHI Data Brief

Bureau of Epidemiology and Public Health Informatics
Vital Statistics Data Analysis

March 2013 No. 5

Prevalence of Breastfeeding in Kansas 2011

Breastfeeding is defined as receiving breast milk whether by breastfeeding directly or from breast pumping which is common in the case of feeding premature infants. The American Academy of Pediatrics recommends that infants be breastfed or receive breast milk without supplemental foods or fluids for the first six months. Breastfeeding rates continue to rise in the U.S., with increases of about 2 percentage points in breastfeeding initiation, and breastfeeding at 6 months. Breastfeeding initiation increased from 74.6% in 2008 to 76.9% in 2009 births. Breastfeeding at 6 months increased from 44.3% to 47.2%. Kansas 2011 birth data indicates the percentage of breastfeeding initiation by mothers of newborn infants (80.1%) is approaching the Healthy People 2020 objective of 81.9 percent of infants ever breastfeeding.¹

Kansas Highlights and Breakouts

- In 2011, there were 39,628 live births. Breastfeeding was initiated in 80.1 percent of those births.²
- Table 1 shows that in 2011, Kansas Asian/Hawaiian and other Pacific Islander non-Hispanic mothers had the highest percentage initiating breastfeeding followed by White non-Hispanics with Hispanics and Native Americans following closely.
- Black non-Hispanic mothers had the lowest percentage initiating breastfeeding.
- The number of births and the percentage of breastfeeding initiations among infants tend to increase as the mother's age increases.
- However, breastfeeding initiation continues to increase in percentage when the mother's age ranges from 30-39, while the number of births declines (Table 2).

Table 1. Breastfeeding initiated among infants born in Kansas by population group, 2011

Population Group	Total Births	Breast-feeding	Percent
White non-Hispanic	28,382	22,834	80.4
Black non-Hispanic	2,708	1,673	61.8
Native American non-Hispanic	229	175	76.4
Asian/Hawaiian and other Pacific Islander non-Hispanic	1,132	947	83.7
Other non-Hispanic	862	659	76.5
Hispanic any Race	6,293	5,030	79.9
Non Specified	22	14	63.6
Total	39,628	31,332	80.1

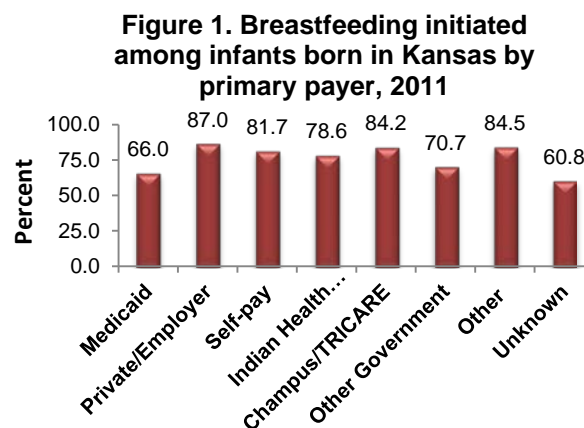
Table 2. Breastfeeding initiated among infants born in Kansas by age group of mother, 2011

Age Group in Years	Total Births	Breast-feeding	Percent
10-14	52	24	46.2
15-17	896	590	65.8
18-19	2,597	1,773	68.3
20-29	22,804	17,780	78.0
30-39	12,533	10,543	84.1
40+	746	622	83.4
Total	39,628	31,332	80.1

More Kansas Health Statistics and Publications

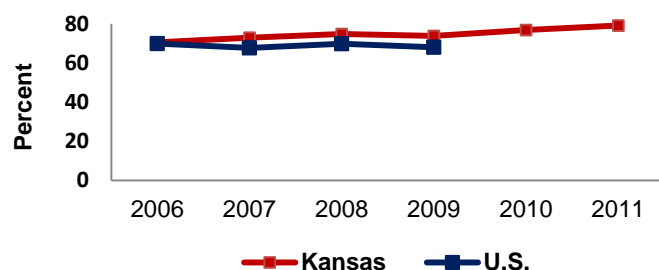
- For a list of all publications issued by KDHE go to http://www.kdheks.gov/data_reports_stats.htm.
- Visit Kansas Information for Communities (KIC) the department's online data query tool at <http://kic.kdhe.state.ks.us/kic/index.html>.
- Community Health Needs Assessment information at <http://www.kansashealthmatters.org/>.

- Mothers with known primary payers showed those with private insurance followed by Champus/TRICARE had the highest percentage of mothers initiating breastfeeding followed by self-payers and Indian Health Services.
- Medicaid had the lowest percentage of mothers initiating breastfeeding in 2011 (Figure 1).



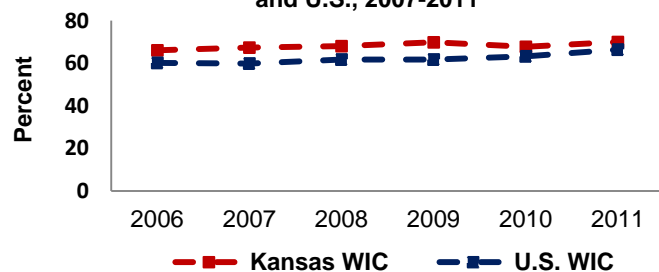
State and National Trends in Breastfeeding

Figure 2. Breastfeeding initiated by mothers in Kansas and U.S., 2007-2011



- Figure 2 shows a slight increase in the percentage of mothers initiating breastfeeding in Kansas with Kansas percentages higher than the U.S. percentages. Most current data for the U.S. is 2009.^{3,4}

Figure 3. Breastfeeding initiated by mothers receiving WIC services in Kansas and U.S., 2007-2011



- Data from the PedNSS^{5,6} survey of mothers participating in WIC programs show the percentages of mothers in Kansas initiating breastfeeding has been consistently higher than the percentage in the U.S. from 2006-2011. Both Kansas and U.S. show stable percentages of breastfeeding initiation across the study period (Figure 3).

Authored By: Cathryn Savage, Greg Crawford

Related References:

- (1) U.S. Department of Health and Human Services. Healthy People 2020.
- (2) www.healthypeople.gov/2020/topicsobjectives2020/pdfs/HP2020objectives.pdf
- (3) Kansas Birth Data, 2011. Kansas Department of Health and Environment, Bureau of Epidemiology and Public Health Informatics, Vital Statistics Data Analysis.
- (4) National Immunization Survey. www.cdc.gov/breastfeeding/data/NIS_data/
- (5) Kansas Pediatric Nutrition Surveillance System – Supplemental Nutrition Program for Women Infants and Children (WIC) program data, 2011. This data represents Kansas families with incomes below 185% of the poverty level. www.kdheks.gov/nws-wic/download/2011_PedNSS_Tables_Kansas.pdf
- (6) Pediatric Nutrition Surveillance System, U.S. Department of Health and Human Services, Centers for Disease Control and Prevention. www.cdc.gov/pednss_tables/pdf/national_table19.pdf