

HIV in Kansas

Annual Report for January 1 – December 31, 2015



**STI/HIV Surveillance Program
STI/HIV Section
Bureau of Disease Control and Prevention
Kansas Department of Health and Environment**

Sources of information for this report:
Kansas HIV Surveillance System (eHARS)

For further information please contact the STI/HIV Surveillance Program at 785-296-6174 or email HIV_Request@kdheks.gov

Disclaimer: There may be differences from previously reported data due to data cleaning efforts.

The Mission of the STI/HIV Section is to stop the spread of STIs & HIV in Kansas

Notes:

- Incident Cases: Individuals with HIV or Stage 3 (previously defined as AIDS) who are newly diagnosed in Kansas between January 1– December 31, 2015.
- Prevalent Cases: Individuals with HIV or Stage 3 (previously defined as AIDS) who are presumed to be alive as of December 31, 2015.

Disclaimer: The purpose of this publication is to illustrate health conditions in the State of Kansas. This product may be corrected or updated as necessary without prior notification. The included map product is provided without representation or implied or expressed warranty of accuracy for any uses beyond those expressed. The originating agencies are not responsible for publication or use of this product for purposes other than those expressed. Except for the limited purposes allowed in K.S.A. 21-3914, knowingly selling, giving, or receiving any list of names, addresses or maps contained in or derived from public records is a crime.

Incident and Prevalent HIV Cases in Kansas as of December 2015

Incident and Prevalent HIV Cases in Kansas as of December 31, 2015 by Date of Report	Incident HIV Cases in Kansas as of December 31, 2015		Prevalent HIV Cases in Kansas as of December 31, 2015	
	N	%	N	%
Total	107	100.0%	1,432	100.0%
Adult/Adolescent	103	96.3%	1402	97.9%
Pediatric	4	3.7%	30	2.1%
Age at Diagnosis	107	100.0%	1,432	100.0%
<13 Years	4	3.7%	30	2.1%
13-24 Years	29	27.1%	320	22.3%
25-44 Years	55	51.4%	862	60.2%
45-64 Years	19	17.8%	213	14.9%
65 & Over	0	0.0%	7	0.5%
Race/Ethnicity	107	99.8%	1,432	100.0%
American-Indian Non-Hispanic	1	0.9%	8	0.6%
Asian / Pacific Islander Non-Hispanic	3	2.8%	22	1.5%
Black Non-Hispanic	39	36.4%	407	28.4%
Hispanic	21	19.6%	221	15.4%
Multi-Race	3	2.8%	60	4.2%
White Non-Hispanic	39	36.4%	708	49.4%
Unknown	1	0.9%	6	0.4%
Gender	107	100.0%	1,432	100.0%
Male	90	84.1%	1139	79.5%
Female	17	15.9%	293	20.5%
Exposure Category	107	100.0%	1,432	100.0%
High Risk Heterosexual Contact	1	0.9%	206	14.4%
Injection Drug User (IDU)	1	0.9%	91	6.4%
MSM & IDU	7	6.5%	90	6.3%
Men who have sex with men (MSM)	58	54.2%	808	56.4%
No Identified Risk (NIR) or Other	36	33.6%	207	14.5%
Pediatric (All Risks Combined)	4	3.7%	30	2.1%
Total	107	99.8%	1,432	100.1%

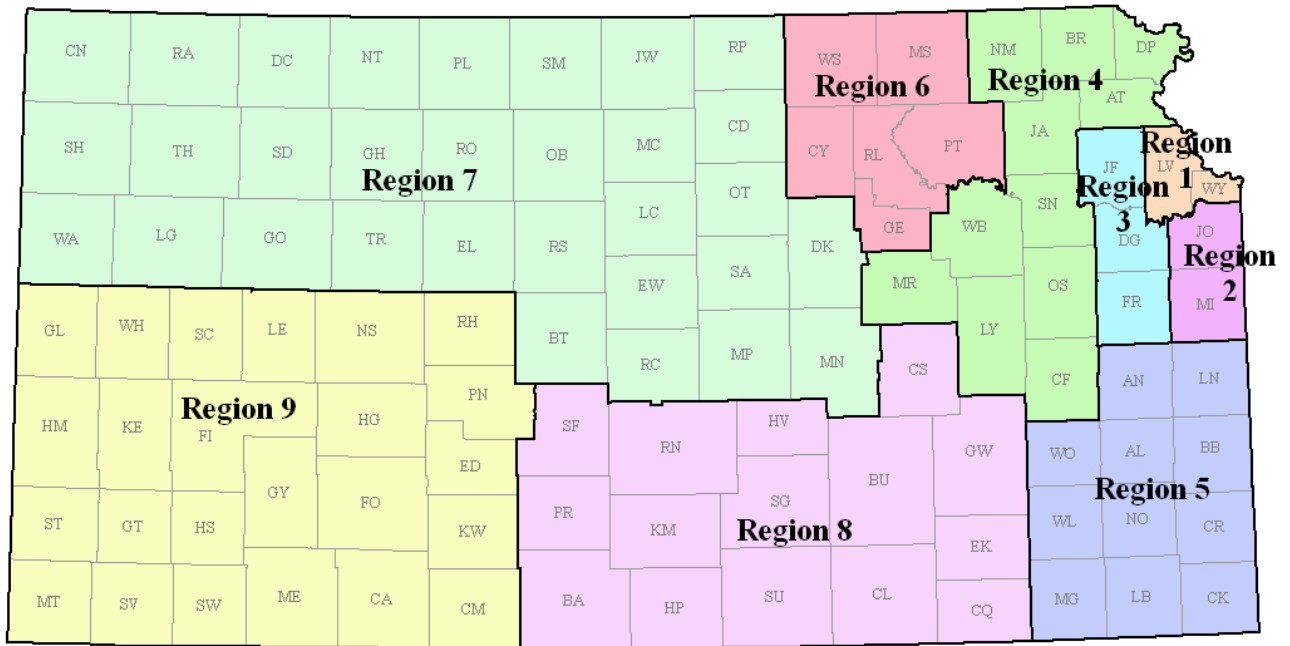
The Mission of the STI/HIV Section is to stop the spread of STIs & HIV in Kansas

Incident and Prevalent Stage 3 Cases in Kansas as of December 2015

Incident and Prevalent Stage 3 Cases in Kansas as of December 31, 2015 by Date of Report	Incident Stage 3 Cases in Kansas as of December 31, 2015		Prevalent Stage 3 Cases in Kansas as of December 31, 2015	
	N	%	N	%
Total	63	100.0%	1,643	100.0%
Adult/Adolescent	63	100.0%	1627	99.0%
Pediatric	0	0.0%	16	1.0%
Age at Diagnosis	63	100.0%	1,643	100.1%
<13 Years	0	0.0%	16	1.0%
13-24 Years	8	12.7%	269	16.4%
25-44 Years	35	55.6%	1,074	65.4%
45-64 Years	20	31.7%	271	16.5%
65 & Over	0	0.0%	13	0.8%
Race/Ethnicity	63	100.1%	1,643	100.0%
American-Indian Non-Hispanic	0	0.0%	4	0.2%
Asian / Pacific Islander Non-Hispanic	2	3.2%	13	0.8%
Black Non-Hispanic	18	28.6%	384	23.4%
Hispanic	17	27.0%	287	17.5%
Multi-Race	2	3.2%	71	4.3%
White Non-Hispanic	24	38.1%	884	53.8%
Unknown	0	0.0%	0	0.0%
Gender	63	100.0%	1,643	100.0%
Male	49	77.8%	1350	82.2%
Female	14	22.2%	293	17.8%
Exposure Category	63	100.0%	1,643	100.0%
High Risk Heterosexual Contact	6	9.5%	262	15.9%
Injection Drug User (IDU)	3	4.8%	140	8.5%
MSM & IDU	3	4.8%	170	10.3%
Men who have sex with men (MSM)	26	41.3%	876	53.3%
No Identified Risk (NIR) or Other	25	39.7%	179	10.9%
Pediatric (All Risks Combined)	0	0.0%	16	1.0%
Total	63	100.1%	1,643	99.9%

Incident and Prevalent HIV and Stage 3 cases as of

December 2015 by Kansas Region



HIV/AIDS Community Planning Regions

Incident HIV & Stage 3 Cases and Prevalent HIV & Stage 3 Cases by Planning Region

Region	Incident HIV Cases in Kansas as of 12/31/2015	Incident Stage 3 Cases in Kansas as of 12/31/2015	Prevalent HIV Cases in Kansas as of 12/31/2015	Prevalent Stage 3 Cases in Kansas as of 12/31/2015
1	21	13	226	324
2	19	15	327	347
3	4	0	54	67
4	6	8	131	148
5	4	0	44	50
6	8	0	38	31
7	2	2	68	93
8	41	21	465	539
9	2	4	39	44
Total	107	63	1,392	1,643

The Mission of the STI/HIV Section is to stop the spread of STIs & HIV in Kansas

Incident and Prevalent HIV & Stage 3 Cases as of

December 31, 2015 – Region 1

Kansas City – Leavenworth & Wyandotte Counties

Incident and Prevalent HIV and Stage 3 Cases in Kansas as of December 31, 2015 by Date of Report Region 1	Incident HIV Cases in Kansas as of December 31, 2015		Prevalent HIV Cases in Kansas as of December 31, 2015		Incident Stage 3 Cases in Kansas as of December 31, 2015		Prevalent Stage 3 Cases in Kansas as of December 31, 2015	
	N	%	N	%	N	%	N	%
Total	21	100.0%	266	100.0%	13	100.0%	324	100.0%
Adult/Adolescent	21	100.0%	265	99.6%	13	100.0%	324	100.0%
Pediatric	0	0.0%	1	0.4%	0	0.0%	0	0.0%
Age at Diagnosis	21	100.0%	266	100.0%	13	100.0%	324	100.0%
<13 Years	0	0.0%	1	0.4%	0	0.0%	0	0.0%
13-24 Years	6	28.6%	69	25.9%	3	23.1%	56	17.3%
25-44 Years	13	61.9%	174	65.4%	7	53.8%	223	68.8%
45-64 Years	2	9.5%	22	8.3%	3	23.1%	43	13.3%
65 & Over	0	0.0%	0	0.0%	0	0.0%	2	0.6%
Race/Ethnicity	21	100.0%	266	99.9%	13	100.1%	324	99.9%
American-Indian Non-Hispanic	0	0.0%	0	0.0%	0	0.0%	0	0.0%
Asian / Pacific Islander Non-Hispanic	2	9.5%	3	1.1%	1	7.7%	2	0.6%
Black Non-Hispanic	5	23.8%	99	37.2%	4	30.8%	109	33.6%
Hispanic	8	38.1%	61	22.9%	6	46.2%	82	25.3%
Multi-Race	1	4.8%	17	6.4%	1	7.7%	12	3.7%
White Non-Hispanic	5	23.8%	86	32.3%	1	7.7%	119	36.7%
Unknown	0	0.0%	0	0.0%	0	0.0%	0	0.0%
Gender	21	100.0%	266	100.0%	13	100.0%	324	100.0%
Male	20	95.2%	215	80.8%	10	76.9%	277	85.5%
Female	1	4.8%	51	19.2%	3	23.1%	47	14.5%
Exposure Category	21	100.0%	266	100.0%	13	100.1%	324	100.0%
High Risk Heterosexual Contact	0	0.0%	41	15.4%	1	7.7%	56	17.3%
Injection Drug User (IDU)	0	0.0%	7	2.6%	0	0.0%	33	10.2%
MSM & IDU	1	4.8%	12	4.5%	1	7.7%	30	9.3%
Men who have sex with men (MSM)	13	61.9%	160	60.2%	6	46.2%	167	51.5%
No Identified Risk (NIR) or Other	7	33.3%	45	16.9%	5	38.5%	38	11.7%
Pediatric (All Risks Combined)	0	0.0%	1	0.4%	0	0.0%	0	0.0%
Total	21	100.0%	266	100.0%	13	100.0%	324	100.0%

The Mission of the STI/HIV Section is to stop the spread of STIs & HIV in Kansas

**Incident and Prevalent HIV & Stage 3 Cases as of
December 31, 2015 – Region 2**

Kansas City – Johnson & Miami Counties

Incident and Prevalent HIV and Stage 3 Cases in Kansas as of December 31, 2015 by Date of Report Region 2	Incident HIV Cases in Kansas as of December 31, 2015		Prevalent HIV Cases in Kansas as of December 31, 2015		Incident Stage 3 Cases in Kansas as of December 31, 2015		Prevalent Stage 3 Cases in Kansas as of December 31, 2015	
	N	%	N	%	N	%	N	%
Total	19	100.0%	327	100.0%	15	100.0%	347	100.0%
Adult/Adolescent	17	89.5%	318	97.2%	15	100.0%	341	98.3%
Pediatric	2	10.5%	9	2.8%	0	0.0%	6	1.7%
Age at Diagnosis	19	99.9%	327	100.0%	15	99.9%	347	99.9%
<13 Years	2	10.5%	9	2.8%	0	0.0%	6	1.7%
13-24 Years	5	26.3%	59	18.0%	2	13.3%	52	15.0%
25-44 Years	10	52.6%	195	59.6%	8	53.3%	218	62.8%
45-64 Years	2	10.5%	62	19.0%	5	33.3%	65	18.7%
65 & Over	0	0.0%	2	0.6%	0	0.0%	6	1.7%
Race/Ethnicity	19	100.0%	327	100.0%	15	99.9%	347	100.0%
American-Indian Non-Hispanic	0	0.0%	1	0.3%	0	0.0%	2	0.6%
Asian / Pacific Islander Non-Hispanic	0	0.0%	10	3.1%	1	6.7%	3	0.9%
Black Non-Hispanic	6	31.6%	80	24.5%	4	26.7%	82	23.6%
Hispanic	3	15.8%	36	11.0%	3	20.0%	50	14.4%
Multi-Race	0	0.0%	7	2.1%	0	0.0%	15	4.3%
White Non-Hispanic	10	52.6%	192	58.7%	7	46.7%	195	56.2%
Unknown	0	0.0%	1	0.3%	0	0.0%	0	0.0%
Gender	19	100.0%	327	100.0%	15	100.0%	347	100.0%
Male	17	89.5%	266	81.3%	11	73.3%	279	80.4%
Female	2	10.5%	61	18.7%	4	26.7%	68	19.6%
Exposure Category	19	100.0%	327	99.9%	15	100.0%	347	100.0%
High Risk Heterosexual Contact	0	0.0%	50	15.3%	0	0.0%	60	17.3%
Injection Drug User (IDU)	0	0.0%	12	3.7%	0	0.0%	19	5.5%
MSM & IDU	1	5.3%	12	3.7%	1	6.7%	18	5.2%
Men who have sex with men (MSM)	10	52.6%	195	59.6%	8	53.3%	197	56.8%
No Identified Risk (NIR) or Other	6	31.6%	49	15.0%	6	40.0%	47	13.5%
Pediatric (All Risks Combined)	2	10.5%	9	2.8%	0	0.0%	6	1.7%
Total	19	100.0%	327	100.0%	15	100.0%	347	100.0%

The Mission of the STI/HIV Section is to stop the spread of STIs & HIV in Kansas

Incident and Prevalent HIV & Stage 3 Cases as of

December 31, 2015 – Region 3

Lawrence – Douglas, Jefferson, & Franklin Counties

Incident and Prevalent HIV and Stage 3 Cases in Kansas as of December 31, 2015 by Date of Report Region 3	Incident HIV Cases in Kansas as of December 31, 2015		Prevalent HIV Cases in Kansas as of December 31, 2015		Incident Stage 3 Cases in Kansas as of December 31, 2015		Prevalent Stage 3 Cases in Kansas as of December 31, 2015	
	N	%	N	%	N	%	N	%
Total	4	100.0%	54	100.0%	0	0.0%	67	100.0%
Adult/Adolescent	4	100.0%	49	90.7%	0	0.0%	64	95.5%
Pediatric	0	0.0%	5	9.3%	0	0.0%	3	4.5%
Age at Diagnosis	4	100.0%	54	100.0%	0	0.0%	67	100.0%
<13 Years	0	0.0%	5	9.3%	0	0.0%	3	4.5%
13-24 Years	3	75.0%	12	22.2%	0	0.0%	12	17.9%
25-44 Years	1	25.0%	29	53.7%	0	0.0%	41	61.2%
45-64 Years	0	0.0%	8	14.8%	0	0.0%	11	16.4%
65 & Over	0	0.0%	0	0.0%	0	0.0%	0	0.0%
Race/Ethnicity	4	100.0%	54	99.9%	0	0.0%	67	100.0%
American-Indian Non-Hispanic	1	25.0%	4	7.4%	0	0.0%	1	1.5%
Asian / Pacific Islander Non-Hispanic	0	0.0%	0	0.0%	0	0.0%	0	0.0%
Black Non-Hispanic	1	25.0%	9	16.7%	0	0.0%	9	13.4%
Hispanic	0	0.0%	1	1.9%	0	0.0%	9	13.4%
Multi-Race	0	0.0%	2	3.7%	0	0.0%	2	3.0%
White Non-Hispanic	2	50.0%	38	70.4%	0	0.0%	46	68.7%
Unknown	0	0.0%	0	0.0%	0	0.0%	0	0.0%
Gender	4	100.0%	54	100.0%	0	0.0%	67	100.0%
Male	4	100.0%	48	88.9%	0	0.0%	58	86.6%
Female	0	0.0%	6	11.1%	0	0.0%	9	13.4%
Exposure Category	4	100.0%	54	100.2%	0	0.0%	67	100.1%
High Risk Heterosexual Contact	0	0.0%	3	5.6%	0	0.0%	7	10.4%
Injection Drug User (IDU)	0	0.0%	1	1.9%	0	0.0%	2	3.0%
MSM & IDU	0	0.0%	1	1.9%	0	0.0%	5	7.5%
Men who have sex with men (MSM)	3	75.0%	32	59.3%	0	0.0%	44	65.7%
No Identified Risk (NIR) or Other	1	25.0%	12	22.2%	0	0.0%	6	9.0%
Pediatric (All Risks Combined)	0	0.0%	5	9.3%	0	0.0%	3	4.5%
Total	4	100.0%	54	100.0%	0	0.0%	67	100.0%

The Mission of the STI/HIV Section is to stop the spread of STIs & HIV in Kansas

Incident Prevalent HIV & Stage 3 Cases as of

December 31, 2015 – Region 4

Topeka – Northeast Counties

Incident and Prevalent HIV and Stage 3 Cases in Kansas as of December 31, 2015 by Date of Report Region 4	Incident HIV Cases in Kansas as of December 31, 2015		Prevalent HIV Cases in Kansas as of December 31, 2015		Incident Stage 3 Cases in Kansas as of December 31, 2015		Prevalent Stage 3 Cases in Kansas as of December 31, 2015	
	N	%	N	%	N	%	N	%
Total	6	100.0%	131	100.0%	8	100.0%	148	100.0%
Adult/Adolescent	6	100.0%	130	99.2%	8	100.0%	146	98.6%
Pediatric	0	0.0%	1	0.8%	0	0.0%	2	1.4%
Age at Diagnosis	6	100.0%	131	100.0%	8	100.0%	148	100.0%
<13 Years	0	0.0%	1	0.8%	0	0.0%	2	1.4%
13-24 Years	1	16.7%	33	25.2%	0	0.0%	25	16.9%
25-44 Years	2	33.3%	81	61.8%	6	75.0%	97	65.5%
45-64 Years	3	50.0%	16	12.2%	2	25.0%	24	16.2%
65 & Over	0	0.0%	0	0.0%	0	0.0%	0	0.0%
Race/Ethnicity	6	100.0%	131	100.0%	8	100.0%	148	100.0%
American-Indian Non-Hispanic	0	0.0%	1	0.8%	0	0.0%	0	0.0%
Asian / Pacific Islander Non-Hispanic	0	0.0%	1	0.8%	0	0.0%	0	0.0%
Black Non-Hispanic	2	33.3%	46	35.1%	1	12.5%	36	24.3%
Hispanic	1	16.7%	14	10.7%	2	25.0%	18	12.2%
Multi-Race	1	16.7%	5	3.8%	0	0.0%	8	5.4%
White Non-Hispanic	2	33.3%	64	48.9%	5	62.5%	86	58.1%
Unknown	0	0.0%	0	0.0%	0	0.0%	0	0.0%
Gender	6	100.0%	131	100.0%	8	100.0%	148	100.0%
Male	6	100.0%	100	76.3%	8	100.0%	121	81.8%
Female	0	0.0%	31	23.7%	0	0.0%	27	18.2%
Exposure Category	6	100.0%	131	100.0%	8	100.0%	148	100.0%
High Risk Heterosexual Contact	0	0.0%	19	14.5%	1	12.5%	24	16.2%
Injection Drug User (IDU)	0	0.0%	13	9.9%	1	12.5%	13	8.8%
MSM & IDU	1	16.7%	10	7.6%	0	0.0%	19	12.8%
Men who have sex with men (MSM)	5	83.3%	72	55.0%	4	50.0%	78	52.7%
No Identified Risk (NIR) or Other	0	0.0%	16	12.2%	2	25.0%	12	8.1%
Pediatric (All Risks Combined)	0	0.0%	1	0.8%	0	0.0%	2	1.4%
Total	6	100.0%	131	100.0%	8	100.0%	148	100.0%

The Mission of the STI/HIV Section is to stop the spread of STIs & HIV in Kansas

Incident and Prevalent HIV & Stage 3 Cases as of

December 31, 2015 – Region 5

Pittsburg – Southeast Counties

Incident and Prevalent HIV and Stage 3 Cases in Kansas as of December 31, 2015 by Date of Report Region 5	Incident HIV Cases in Kansas as of December 31, 2015		Prevalent HIV Cases in Kansas as of December 31, 2015		Incident Stage 3 Cases in Kansas as of December 31, 2015		Prevalent Stage 3 Cases in Kansas as of December 31, 2015	
	N	%	N	%	N	%	N	%
Total	4	100.0%	44	100.0%	0	0.0%	50	100.0%
Adult/Adolescent	4	100.0%	43	97.7%	0	0.0%	49	98.0%
Pediatric	0	0.0%	1	2.3%	0	0.0%	1	2.0%
Age at Diagnosis	4	100.0%	44	100.1%	0	0.0%	50	100.0%
<13 Years	0	0.0%	1	2.3%	0	0.0%	1	2.0%
13-24 Years	0	0.0%	11	25.0%	0	0.0%	7	14.0%
25-44 Years	3	75.0%	27	61.4%	0	0.0%	31	62.0%
45-64 Years	1	25.0%	5	11.4%	0	0.0%	10	20.0%
65 & Over	0	0.0%	0	0.0%	0	0.0%	1	2.0%
Race/Ethnicity	4	100.0%	44	100.0%	0	0.0%	50	100.0%
American-Indian Non-Hispanic	0	0.0%	0	0.0%	0	0.0%	1	2.0%
Asian / Pacific Islander Non-Hispanic	0	0.0%	0	0.0%	0	0.0%	0	0.0%
Black Non-Hispanic	2	50.0%	6	13.6%	0	0.0%	4	8.0%
Hispanic	0	0.0%	6	13.6%	0	0.0%	3	6.0%
Multi-Race	0	0.0%	1	2.3%	0	0.0%	3	6.0%
White Non-Hispanic	2	50.0%	31	70.5%	0	0.0%	39	78.0%
Unknown	0	0.0%	0	0.0%	0	0.0%	0	0.0%
Gender	4	100.0%	44	100.0%	0	0.0%	50	100.0%
Male	3	75.0%	29	65.9%	0	0.0%	37	74.0%
Female	1	25.0%	15	34.1%	0	0.0%	13	26.0%
Exposure Category	4	100.0%	44	100.1%	0	0.0%	50	100.0%
High Risk Heterosexual Contact	0	0.0%	9	20.5%	0	0.0%	8	16.0%
Injection Drug User (IDU)	0	0.0%	8	18.2%	0	0.0%	6	12.0%
MSM & IDU	1	25.0%	8	18.2%	0	0.0%	7	14.0%
Men who have sex with men (MSM)	2	50.0%	13	29.5%	0	0.0%	23	46.0%
No Identified Risk (NIR) or Other	1	25.0%	5	11.4%	0	0.0%	5	10.0%
Pediatric (All Risks Combined)	0	0.0%	1	2.3%	0	0.0%	1	2.0%
Total	4	100.0%	44	100.0%	0	0.0%	50	100.0%

The Mission of the STI/HIV Section is to stop the spread of STIs & HIV in Kansas

*Incident and Prevalent HIV & Stage 3 Cases as of
December 31, 2015 – Region 6*

Manhattan – North Central Counties

Incident and Prevalent HIV and Stage 3 Cases in Kansas as of December 31, 2015 by Date of Report Region 6	Incident HIV Cases in Kansas as of December 31, 2015		Prevalent HIV Cases in Kansas as of December 31, 2015		Incident Stage 3 Cases in Kansas as of December 31, 2015		Prevalent Stage 3 Cases in Kansas as of December 31, 2015	
	N	%	N	%	N	%	N	%
Total	8	100.0%	38	100.0%	0	0.0%	31	100.0%
Adult/Adolescent	8	100.0%	37	97.4%	0	0.0%	30	96.8%
Pediatric	0	0.0%	1	2.6%	0	0.0%	1	3.2%
Age at Diagnosis	8	100.0%	38	99.9%	0	0.0%	31	100.0%
<13 Years	0	0.0%	1	2.6%	0	0.0%	1	3.2%
13-24 Years	4	50.0%	13	34.2%	0	0.0%	5	16.1%
25-44 Years	3	37.5%	17	44.7%	0	0.0%	19	61.3%
45-64 Years	1	12.5%	7	18.4%	0	0.0%	6	19.4%
65 & Over	0	0.0%	0	0.0%	0	0.0%	0	0.0%
Race/Ethnicity	8	100.0%	38	100.0%	0	0.0%	31	100.0%
American-Indian Non-Hispanic	0	0.0%	0	0.0%	0	0.0%	0	0.0%
Asian / Pacific Islander Non-Hispanic	0	0.0%	0	0.0%	0	0.0%	0	0.0%
Black Non-Hispanic	5	62.5%	14	36.8%	0	0.0%	4	12.9%
Hispanic	1	12.5%	4	10.5%	0	0.0%	3	9.7%
Multi-Race	0	0.0%	1	2.6%	0	0.0%	0	0.0%
White Non-Hispanic	2	25.0%	19	50.0%	0	0.0%	24	77.4%
Unknown	0	0.0%	0	0.0%	0	0.0%	0	0.0%
Gender	8	100.0%	38	100.0%	0	0.0%	31	100.0%
Male	6	75.0%	30	78.9%	0	0.0%	23	74.2%
Female	2	25.0%	8	21.1%	0	0.0%	8	25.8%
Exposure Category	8	100.0%	38	99.9%	0	0.0%	31	100.1%
High Risk Heterosexual Contact	0	0.0%	4	10.5%	0	0.0%	3	9.7%
Injection Drug User (IDU)	0	0.0%	1	2.6%	0	0.0%	2	6.5%
MSM & IDU	0	0.0%	0	0.0%	0	0.0%	4	12.9%
Men who have sex with men (MSM)	6	75.0%	23	60.5%	0	0.0%	18	58.1%
No Identified Risk (NIR) or Other	2	25.0%	9	23.7%	0	0.0%	3	9.7%
Pediatric (All Risks Combined)	0	0.0%	1	2.6%	0	0.0%	1	3.2%
Total	8	100.0%	38	100.0%	0	0.0%	31	100.0%

The Mission of the STI/HIV Section is to stop the spread of STIs & HIV in Kansas

Incident and Prevalent HIV & Stage 3 Cases as of

December 31, 2015 – Region 7

Salina – Northeast & Central Counties

Incident and Prevalent HIV and Stage 3 Cases in Kansas as of December 31, 2015 by Date of Report Region 7	Incident HIV Cases in Kansas as of December 31, 2015		Prevalent HIV Cases in Kansas as of December 31, 2015		Incident Stage 3 Cases in Kansas as of December 31, 2015		Prevalent Stage 3 Cases in Kansas as of December 31, 2015	
	N	%	N	%	N	%	N	%
Total	2	100.0%	68	100.0%	2	100.0%	93	100.0%
Adult/Adolescent	2	100.0%	65	95.6%	2	100.0%	91	97.8%
Pediatric	0	0.0%	3	4.4%	0	0.0%	2	2.2%
Age at Diagnosis	2	100.0%	68	100.0%	2	100.0%	93	100.0%
<13 Years	0	0.0%	3	4.4%	0	0.0%	2	2.2%
13-24 Years	2	100.0%	15	22.1%	0	0.0%	15	16.1%
25-44 Years	0	0.0%	41	60.3%	2	100.0%	56	60.2%
45-64 Years	0	0.0%	9	13.2%	0	0.0%	20	21.5%
65 & Over	0	0.0%	0	0.0%	0	0.0%	0	0.0%
Race/Ethnicity	2	100.0%	68	99.9%	2	100.0%	93	100.0%
American-Indian Non-Hispanic	0	0.0%	0	0.0%	0	0.0%	0	0.0%
Asian / Pacific Islander Non-Hispanic	0	0.0%	0	0.0%	0	0.0%	1	1.1%
Black Non-Hispanic	0	0.0%	19	27.9%	0	0.0%	23	24.7%
Hispanic	0	0.0%	7	10.3%	1	50.0%	11	11.8%
Multi-Race	0	0.0%	3	4.4%	0	0.0%	2	2.2%
White Non-Hispanic	2	100.0%	37	54.4%	1	50.0%	56	60.2%
Unknown	0	0.0%	2	2.9%	0	0.0%	0	0.0%
Gender	2	100.0%	68	100.0%	2	100.0%	93	100.0%
Male	2	100.0%	54	79.4%	1	50.0%	71	76.3%
Female	0	0.0%	14	20.6%	1	50.0%	22	23.7%
Exposure Category	2	100.0%	68	100.0%	2	100.0%	93	100.1%
High Risk Heterosexual Contact	0	0.0%	9	13.2%	1	50.0%	14	15.1%
Injection Drug User (IDU)	0	0.0%	7	10.3%	0	0.0%	16	17.2%
MSM & IDU	0	0.0%	4	5.9%	0	0.0%	9	9.7%
Men who have sex with men (MSM)	1	50.0%	35	51.5%	1	50.0%	45	48.4%
No Identified Risk (NIR) or Other	1	50.0%	10	14.7%	0	0.0%	7	7.5%
Pediatric (All Risks Combined)	0	0.0%	3	4.4%	0	0.0%	2	2.2%
Total	2	100.0%	68	100.0%	2	100.0%	93	100.0%

The Mission of the STI/HIV Section is to stop the spread of STIs & HIV in Kansas

*Incident and Prevalent HIV & Stage 3 Cases as of
December 31, 2015 – Region 8*

Wichita – South Central Counties

Incident and Prevalent HIV and Stage 3 Cases in Kansas as of December 31, 2015 by Date of Report Region 8	Incident HIV Cases in Kansas as of December 31, 2015		Prevalent HIV Cases in Kansas as of December 31, 2015		Incident Stage 3 Cases in Kansas as of December 31, 2015		Prevalent Stage 3 Cases in Kansas as of December 31, 2015	
	N	%	N	%	N	%	N	%
Total	41	100.0%	465	100.0%	21	100.0%	539	100.0%
Adult/Adolescent	39	95.1%	456	98.1%	21	100.0%	538	99.8%
Pediatric	2	4.9%	9	1.9%	0	0.0%	1	0.2%
Age at Diagnosis	41	100.1%	465	100.0%	21	100.0%	539	99.9%
<13 Years	2	4.9%	9	1.9%	0	0.0%	1	0.2%
13-24 Years	7	17.1%	102	21.9%	3	14.3%	94	17.4%
25-44 Years	22	53.7%	271	58.3%	8	38.1%	356	66.0%
45-64 Years	10	24.4%	78	16.8%	10	47.6%	84	15.6%
65 & Over	0	0.0%	5	1.1%	0	0.0%	4	0.7%
Race/Ethnicity	41	99.9%	465	100.0%	21	100.0%	539	100.1%
American-Indian Non-Hispanic	0	0.0%	1	0.2%	0	0.0%	0	0.0%
Asian / Pacific Islander Non-Hispanic	1	2.4%	8	1.7%	0	0.0%	7	1.3%
Black Non-Hispanic	18	43.9%	131	28.2%	7	33.3%	114	21.2%
Hispanic	7	17.1%	74	15.9%	3	14.3%	83	15.4%
Multi-Race	1	2.4%	24	5.2%	1	4.8%	28	5.2%
White Non-Hispanic	13	31.7%	224	48.2%	10	47.6%	307	57.0%
Unknown	1	2.4%	3	0.6%	0	0.0%	0	0.0%
Gender	41	100.0%	465	100.0%	21	100.0%	539	100.0%
Male	30	73.2%	368	79.1%	15	71.4%	451	83.7%
Female	11	26.8%	97	20.9%	6	28.6%	88	16.3%
Exposure Category	41	100.0%	465	100.0%	21	100.1%	539	100.0%
High Risk Heterosexual Contact	1	2.4%	63	13.5%	3	14.3%	81	15.0%
Injection Drug User (IDU)	1	2.4%	39	8.4%	1	4.8%	42	7.8%
MSM & IDU	2	4.9%	40	8.6%	1	4.8%	75	13.9%
Men who have sex with men (MSM)	17	41.5%	257	55.3%	7	33.3%	289	53.6%
No Identified Risk (NIR) or Other	18	43.9%	57	12.3%	9	42.9%	51	9.5%
Pediatric (All Risks Combined)	2	4.9%	9	1.9%	0	0.0%	1	0.2%
Total	41	100.0%	465	100.0%	21	100.0%	539	100.0%

The Mission of the STI/HIV Section is to stop the spread of STIs & HIV in Kansas

Incident and Prevalent HIV & Stage 3 Cases as of

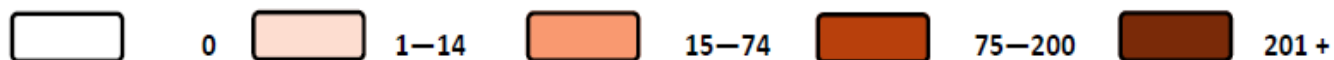
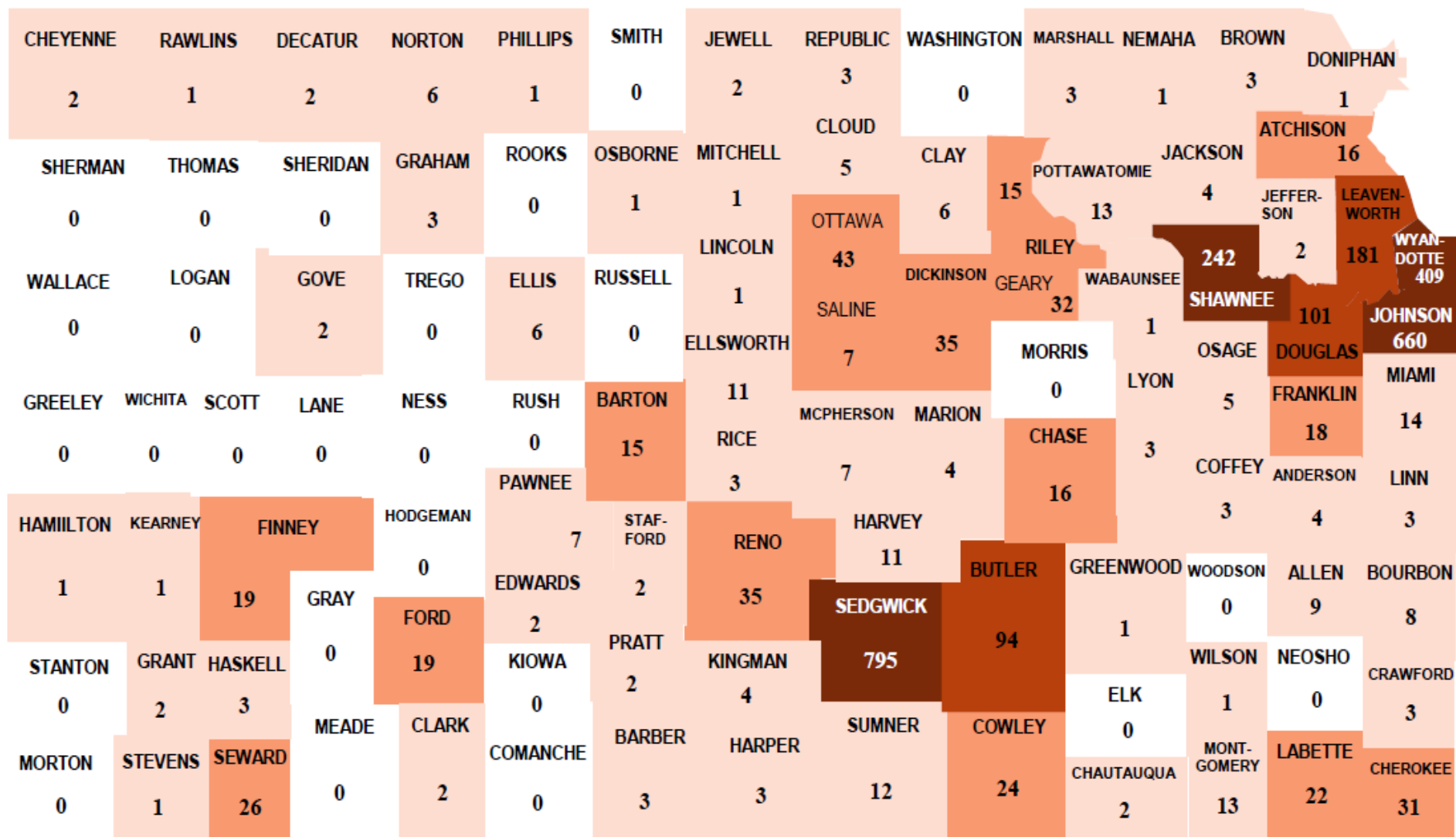
December 31, 2015 – Region 9

Wichita – Southwest Counties

Incident and Prevalent HIV and Stage 3 Cases in Kansas as of December 31, 2015 by Date of Report Region 9	Incident HIV Cases in Kansas as of December 31, 2015		Prevalent HIV Cases in Kansas as of December 31, 2015		Incident Stage 3 Cases in Kansas as of December 31, 2015		Prevalent Stage 3 Cases in Kansas as of December 31, 2015	
	N	%	N	%	N	%	N	%
Total	2	100.0%	39	100.0%	4	100.0%	44	100.0%
Adult/Adolescent	2	100.0%	39	100.0%	4	100.0%	44	100.0%
Pediatric	0	0.0%	0	0.0%	0	0.0%	0	0.0%
Age at Diagnosis	2	100.0%	39	100.0%	4	100.0%	44	100.0%
<13 Years	0	0.0%	0	0.0%	0	0.0%	0	0.0%
13-24 Years	1	50.0%	6	15.4%	0	0.0%	3	6.8%
25-44 Years	1	50.0%	27	69.2%	4	100.0%	33	75.0%
45-64 Years	0	0.0%	6	15.4%	0	0.0%	8	18.2%
65 & Over	0	0.0%	0	0.0%	0	0.0%	0	0.0%
Race/Ethnicity	2	100.0%	39	100.0%	4	100.0%	44	100.0%
American-Indian Non-Hispanic	0	0.0%	1	2.6%	0	0.0%	0	0.0%
Asian / Pacific Islander Non-Hispanic	0	0.0%	0	0.0%	0	0.0%	0	0.0%
Black Non-Hispanic	0	0.0%	3	7.7%	2	50.0%	3	6.8%
Hispanic	1	50.0%	18	46.2%	2	50.0%	28	63.6%
Multi-Race	0	0.0%	0	0.0%	0	0.0%	1	2.3%
White Non-Hispanic	1	50.0%	17	43.6%	0	0.0%	12	27.3%
Unknown	0	0.0%	0	0.0%	0	0.0%	0	0.0%
Gender	2	100.0%	39	100.0%	4	100.0%	44	100.0%
Male	2	100.0%	29	74.4%	4	100.0%	33	75.0%
Female	0	0.0%	10	25.6%	0	0.0%	11	25.0%
Exposure Category	2	100.0%	39	100.0%	4	100.0%	44	100.0%
High Risk Heterosexual Contact	0	0.0%	8	20.5%	0	0.0%	9	20.5%
Injection Drug User (IDU)	0	0.0%	3	7.7%	1	25.0%	7	15.9%
MSM & IDU	1	50.0%	3	7.7%	0	0.0%	3	6.8%
Men who have sex with men (MSM)	1	50.0%	21	53.8%	0	0.0%	15	34.1%
No Identified Risk (NIR) or Other	0	0.0%	4	10.3%	3	75.0%	10	22.7%
Pediatric (All Risks Combined)	0	0.0%	0	0.0%	0	0.0%	0	0.0%
Total	2	100.0%	39	100.0%	4	100.0%	44	100.0%

The Mission of the STI/HIV Section is to stop the spread of STIs & HIV in Kansas

Number of People Living with HIV by County for the State of Kansas as of December 31, 2015



This map reflects the number of persons living in Kansas who have been diagnosed with HIV. Last reported address was utilized to determine residency. If the last reported county variable was unknown, that individual will not be reflected in this map.