



Kansas Department of
Health & Environment

KDHE-BOW-Watershed Management Section
1000 SW Jackson, Suite 420 Phone 785-296-4195
Topeka, KS 66612 Fax 785-296-5509

Local Environmental Protection Program Annual Report

State Fiscal Year 2008 Annual Report
July 1, 2007 to June 30, 2008

Program Funding from the Kansas Water Plan Fund



Table of Contents

Overview	2
Funding	3
Sanitary/Environmental Codes	3
Program Highlights	4
State Water Plan Priorities.....	5
Program Tracking	7
Local Environmental Protection Program Goals SFY 2009	10
Table 1: Summary of Base Grants & Target Grants	11
Table 2: History of County Code Adoption & Revisions.....	12
LEPP Activities and Accomplishments	14

Local Environmental Protection Program

State Fiscal Year 2008 Annual Report

Overview

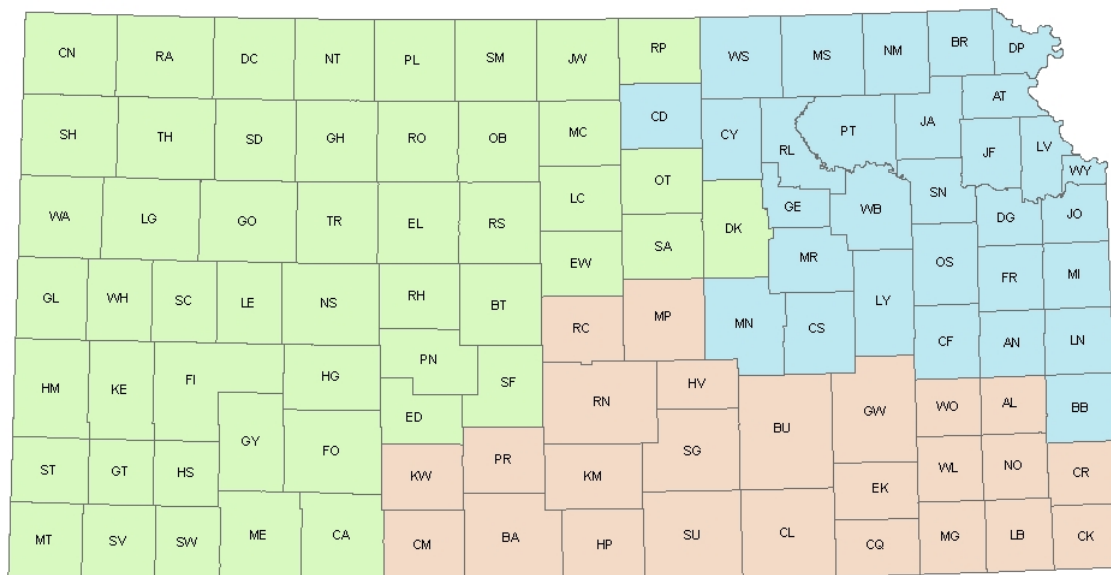
The Kansas Department of Health and Environment (KDHE) administers an environmental grant program to local entities for development of a local environmental protection plan to implement the environmental protection strategy of the Kansas Water Plan. An environmental protection plan covers the sanitary code (onsite wastewater code and non-public drinking water well code), subdivision water and wastewater, solid waste management, hazardous waste management, public water supply protection, and nonpoint source pollution control.

Through this grant program, financial and technical assistance is provided to counties to assist in establishing and operating programs for environmental and public health protection. This is accomplished by both the prevention of environmental pollution and the abatement of existing sources of pollution.

KDHE has three Watershed Field Coordinators who have the responsibility to coordinate and administer the Local Environmental Protection Program (LEPP) grants and work with the county LEPP staff. The map below shows the Watershed Field Coordinators coverage area.

KDHE Watershed Field Coordinators

Kansas Department of Health and Environment
Watershed Management Section
1000 S.W. Jackson, Suite 420
Topeka, KS 66612

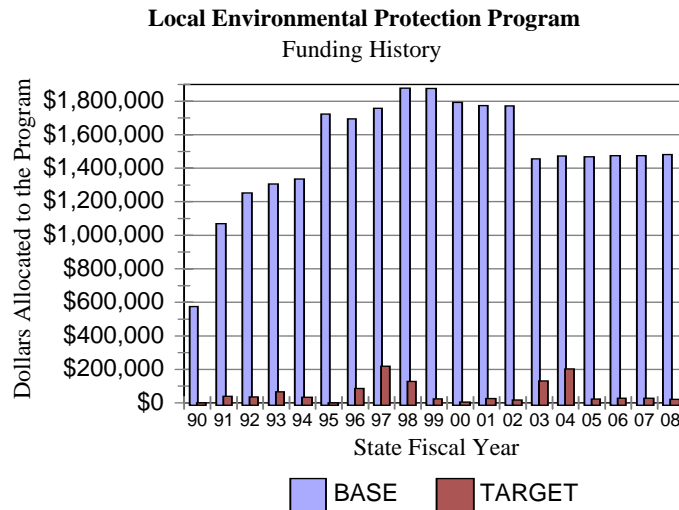


- Beth Rowlands** 800 W. 24th, Lawrence, KS 66046 - (785) 842-4600 - browlands@kdhe.state.ks.us
- Doug Schneeweis** 2301 E. 13th, Hays, KS 67601 - (785) 625-5663 - dschnewe@kdhe.state.ks.us
- Richard Basore** 130 S. Market, Wichita, KS 67202 - (316) 337-6020 - rbasore@kdhe.state.ks.us



Funding

Financial assistance from the Kansas Water Plan fund totaling 1.5 million dollars was allocated to the program during State Fiscal Year 2008 (SFY 2008) for funding of base programs. The figure below shows the funding history for the program.



The amount of the LEPP grant each county receives is based on county population. Counties with populations less than 12,727 receive a \$7,000 grant. Counties with populations greater than 227,273 receive a \$125,000 grant. All other counties receive a grant of \$0.55 multiplied by county population.

During SFY 2008, 102 counties received base grants. There were 46 single county programs and eight multi-county programs. There were three counties that did not participate in the LEPP. They were Chase, Chautauqua, and Comanche.

Funds remaining after base grants are satisfied are available as target grants and can be used to perform specific projects or to purchase equipment and supplies that cannot be acquired with base grant funds. During SFY 2008, target grants totaling \$21,000 were made to nine LEPPs.

Table 1 on page 11 summarizes the base grants and target grants for each program.

Sanitary/Environmental Codes

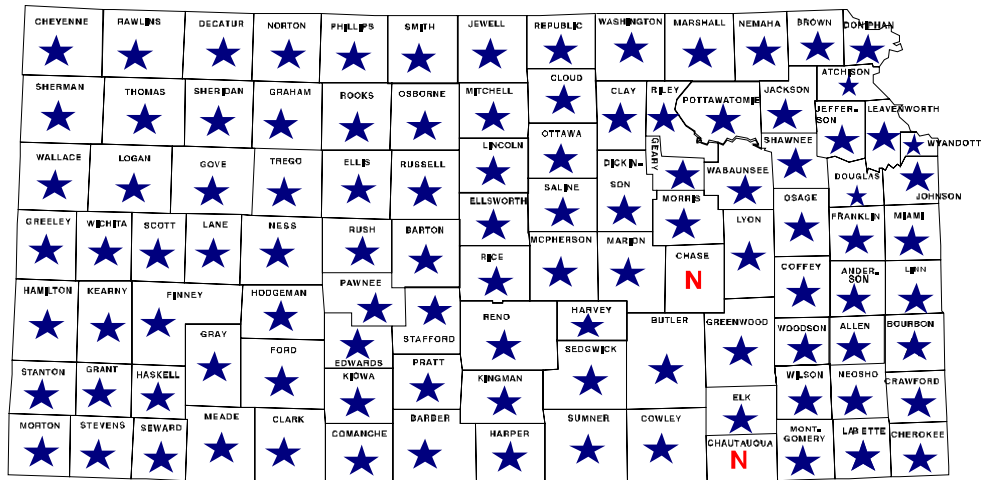
As part of the LEPP core program, regulations (K.A.R. 28-66-1(b)(2)&(3)) require local entities develop, implement and enforce a KDHE approved sanitary/environmental code establishing standards for the management of onsite wastewater systems for the treatment and disposal of domestic sewage only and water supply wells, other than public water supply wells.

In July 2007, Haskell County joined the LEPP and adopted a new environmental code in October 2007. In June 2008, Franklin County revised and adopted changes to their environmental code. Table 2 on page 12 shows the history of county code adoption and revisions. Several other counties initiated code reviews.

To enhance technology transfer and technical assistance, KDHE has posted adopted county codes on the website at <http://www.kdheks.gov/nps/lepp/CountyCodes.html>.

The figure below shows the current status of code activity in the state by county.

ENVIRONMENTAL CODE STATUS



★ = Adopted by County Commissioners

N = No Code or Activity

Program Highlights

The Kansas Clean Waters (KCW) is a web based grants administration system. The KCW application and reporting system is in its fourth year of operation. The KCW automates the LEPP application process and quarterly reporting process. All reporting must be done via the KCW. The KCW has greatly reduced the time required to administer the LEPP grants. The KCW can be accessed at <http://kcw.kdhe.state.ks.us/>. When changes in county LEPP staff occur, it is necessary the new LEPP staff member registers their contact information on the KCW system. This is necessary so that they may be able to access their county reporting information and also be notified of any program changes and/or important information.

Events

LEPP personnel serve important roles in disaster and emergency management. Montgomery County LEPP personnel were instrumental in the initial response and subsequent clean-up efforts resulting from the July 2007 flood event. Services provided included participation in the task force to assess solid waste and debris removal, development of a model Emergency Solid Waste Disposal Plan for management of flood debris, arranged accommodations for a hazardous waste staging and collection area, assisted with the dead animal disposal plan, provided information to the public concerning surface water, public drinking water and wastewater treatment systems impacted by the flood, compiled an infrastructure recovery survey to ascertain potential cost assistance to restore public water and wastewater services damaged by the flooding incident and coordinated with federal contractual services for the transporting of Coffeyville water samples from flood waters to an analytical facility to screen for fecal coliform counts. Miami, Osage, and Wabaunsee County personnel provided similar services following the July 2007 flooding event.

The Dickinson County Health Department assisted with the cleanup efforts following the December 2007 Ice Storm and the June 2008 Chapman Tornado. Services provided included providing a drop off site for tree limbs, debris collection, sorting and hauling, collection and disposal of all e-waste and household hazardous waste, and providing information to the public.

Nearly all Local Environmental Protection Programs have actively participated in the Kansas Watershed Restoration and Protection Strategy. Dickinson County Environmental Health Department initiated the Lower Smoky Hill River (Solomon to Junction City) WRAPS project, serves as the sponsoring organization, and has hired a coordinator to manage the project. Carl Hayes, Cherokee County LEPP program manager, serves at the Chairman of the Spring River WRAPS Stakeholder Leadership Team. Carl also is an active participant in the Grand Lake O'The Cherokees Watershed Alliance Foundation as ex officio board member. Additionally, more than 65% of the LEP programs actively participate in WRAPS projects in their area, either by attending meetings or serving on the local Stakeholder Leadership Team. Staff from 13 LEPPs attended the 2008 Watershed Restoration and Protection Strategy (WRAPS) Conference held in Salina, KS on April 15, 2008.

Local personnel are actively sharing their knowledge and experience with peer organizations. Examples include a presentation developed by LuAnn Watson, sanitarian for the Morton County LEP program, titled "Dealing with Difficult People: How to Survive the CAVE (citizens against virtually everything)". This presentation was given at the Missouri Environmental Health Conference in September 2007, Colorado Association of Conservation Districts in November 2007, and NOWRA Annual Conference in April 2008. This presentation is now an approved continuing education course that may be accessed through the National Environmental Health Association website.

Southwest Kansas LEPP completed development of a protocol for "Source Water Protection Planning for the Homeowner" which will be shared across the state. Central Kansas LEPP received target grant funding to conduct a study of on-site wastewater needs in the City of Radium, Stafford County. Barton County continued to work with the community of Odin to address failing on-site wastewater systems and polluted drinking water supplies.

Tri-Rivers LEPP staff provided 11 days of training to student nurses from Kansas Wesleyan University, Wichita State University and Fort Hays State University. This included a classroom presentation and field trip concerning onsite wastewater systems and private water wells. In addition to providing daily program information and education to the public, LEPP staff man county fair booths, participate in or host community and school water festivals, provide training to sanitary service contractors, participate in radio and TV interviews, host or participate in local environmental field days.

In many county organizations, LEPP personnel may serve in additional positions such as the Weed Director, Planning/Zoning Director, Solid Waste Director and Emergency Management. Many LEPP personnel participate in professional organizations and attend annual conferences such as: Kansas Environmental Health Association (KEHA), National Environmental Health Association (NEHA), and National Onsite Wastewater Recycling Association (NOWRA). Some personnel are board members for these organizations. Representatives of many LEPP programs are also involved in local or regional groups such as Basin Advisory Committees (BACs), Solid Waste Groups and County Planning/Zoning Boards.

State Water Plan Priorities

The Water Quality Policy Section of the Kansas Water Plan recognizes the value of the Local Environmental Protection Program as a means of implementing the policies of the Plan. SFY 2008 LEP Plans were required to identify activities and tasks the LEP Program will execute to contribute towards attainment of these Kansas Water Plan's 2010 Objectives:

- *By 2010, reduce the average concentration of bacteria, biochemical oxygen demand, dissolved solids, metals, nutrients, pesticides and sediment that adversely affect the water quality of Kansas lakes and streams.*

- *By 2010, reduce the average concentration of dissolved solids, metals, nitrates, pesticides and volatile organic chemicals that adversely affect the water quality of Kansas groundwater.*
- *By 2010, ensure that water quality conditions are maintained at a level equal to or better than year 2000 conditions.*

In the fall of 2003, the Kansas Water Authority made significant changes to the basin sections of the Kansas Water Plan. The major change relevant to LEP Programs is that Total Maximum Daily Loads (TMDLs) and public water supply protection were integrated into a watershed restoration and protection priority issue for most basins.

The top three priority issues from the Kansas Water Plan include:

- Protect and restore watersheds and water quality
- Develop regional water supply strategies
- Conserve and extend the life of the Ogallala Aquifer

LEP Programs were directed to address these priorities in their local plans and activities as applicable.

Some of the Basin Advisory Committees have also determined that other priority issues are important to their basin. All basin priority issues are listed below. LEP Programs must be aware of these and be available to provide assistance where applicable.

Updated basin sections of the Kansas Water Plan were approved in January 2009. Priorities identified in the updated Plan will be considered for the SFY 2010 LEPP.

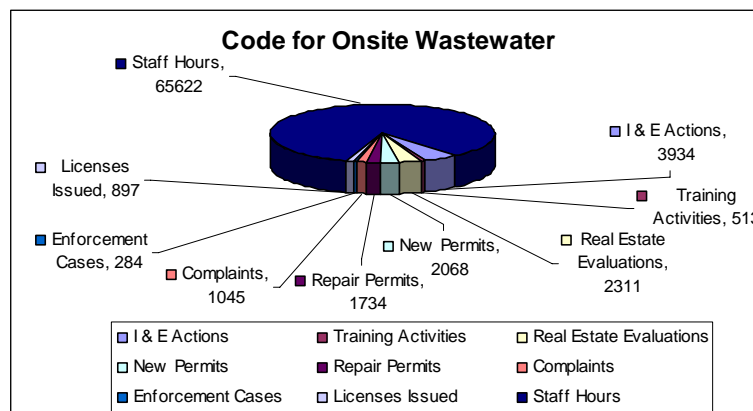
BASIN PRIORITY ISSUES												
ISSUE	River Basin											
	Cimarron	KS Lower Republican	Lower Ark	Marais des Cygnes	Missouri	Neosho	Smoky Hill Saline	Solomon	Upper Ark	Upper Republican	Verdigris	Walnut
Protect and Restore Watersheds and Water Quality	X	X	X	X	X	X	X	X	X	X	X	X
Conserve and Extend the Life of the Ogallala Aquifer	X		X				X	X	X	X		
Develop Regional Water Supply Strategies	X	X	X	X	X	X	X	X	X	X	X	X
Salt Cedar & other Phreatophyte Control	X											
Enhancing Recreational & Educational Opportunities at Lake Meade	X											
Kansas River System Management		X					X	X		X		
Rattlesnake Creek Sub-basin			X									
Fort Scott Flooding				X								
Missouri River Management					X							
Water Based Recreation/River Access					X							
Management of Ozark Plateau Aquifer System and Spring River						X						
Protecting and Enhancing Instream Flow						X					X	

BASIN PRIORITY ISSUES												
ISSUE	River Basin											
	Cimarron	KS Lower Republican	Lower Ark	Marais des Cygnes	Missouri	Neosho	Smoky Hill Saline	Solomon	Upper Ark	Upper Republican	Verdigris	Walnut
Water Management: Ground Water Declines							X	X				
Middle Arkansas Sub-basin Management									X			
Upper Arkansas River Water Quality and Streamflow									X			
High Priority Total Maximum Daily Loads									X			
Horse Thief Canyon Multi-purpose Reservoir									X			
Circle K Ranch									X			
Minimum Lake Level in Keith Sebelius Reservoir										X		

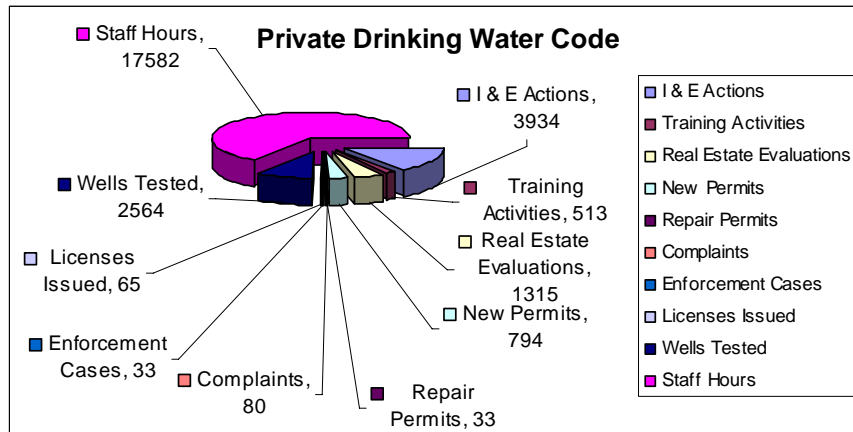
Program Tracking

Tracking of program progress is essential to ensure implementation of county objectives and provision of local environmental protection services. The Kansas Clean Waters was used to track the County or Multi-County activities and accomplishments. The tables on pages 14-21 provide a summary of the program activities and accomplishments. The figures below present a statewide summary of categories of services.

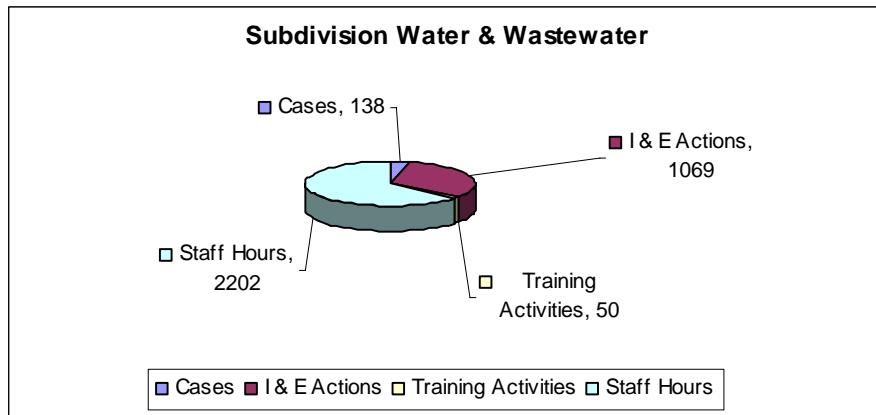
Code for Onsite Wastewater - KAR 28-66-1(6)(2) -- Develop, implement and enforce an environmental code approved by the secretary of KDHE setting out standards for management of onsite wastewater systems for the treatment of domestic sewage only.



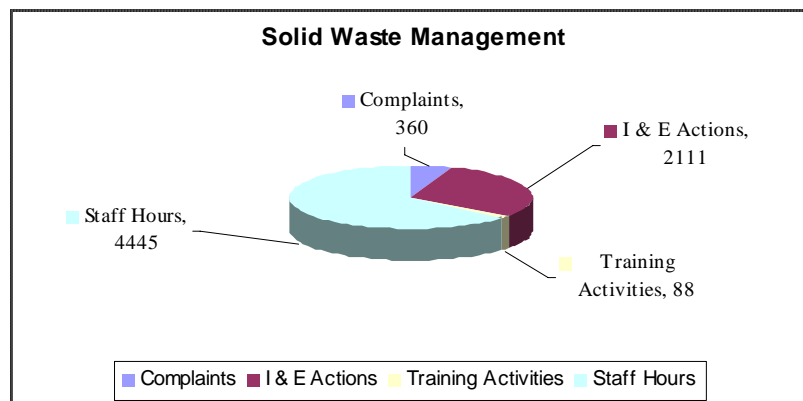
Code for Private Drinking Water Wells - KAR 28-66-1(b)(3) -- Develop, implement and enforce an environmental code approved by the secretary of KDHE setting out standards for management of non-public water supply drinking water wells.



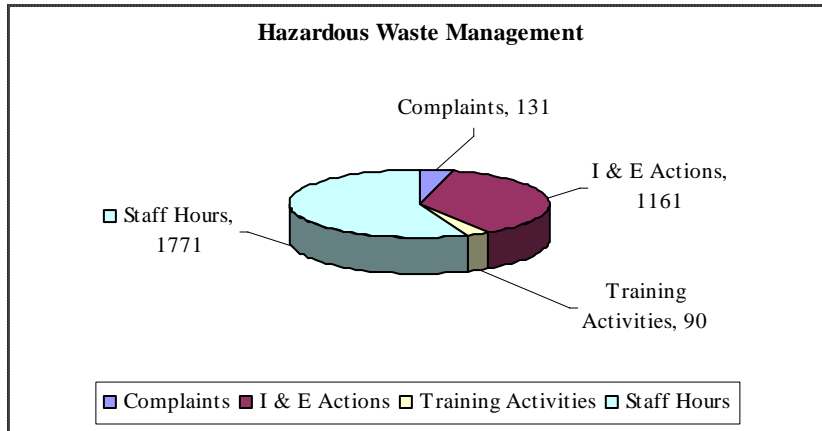
Subdivision Water and Wastewater - KAR 28-66-1(h)(1) -- Development and implementation of a plan for subdivision water and wastewater pursuant to KSA 1992 Sup. 12-747, KSA 65-3311.



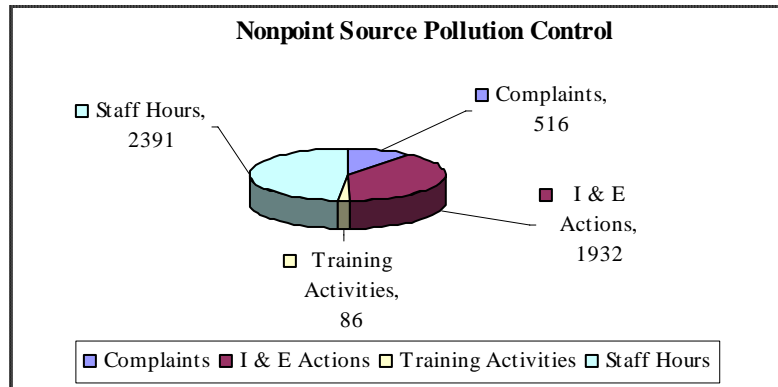
Solid Waste Management - KAR 28-66-1(h)(2) -- Development and implementation of a solid waste management plan pursuant to KSA 65-3405.



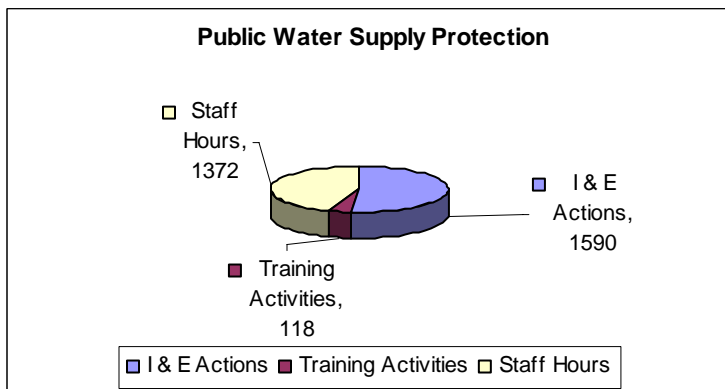
Hazardous Waste Management - KAR 28-66-1(h)(3) -- Development and implementation of a hazardous waste management plan pursuant to KSA 65-3430.



Nonpoint Source Pollution Control KAR 28-66-1(h)(4) -- Participation in the development and implementation of a nonpoint source pollution control plan which identifies the activities and responsibilities of the local environmental protection program in the management of nonpoint pollutant sources.



Public Water Supply Protection - KAR 28-66-1(h)(5)--Development and implementation of a public water supply protection plan.



Local Environmental Protection Program Goals SFY 2009

- Implement Local Environmental Protection Plans.
- Establish a Local Environmental Protection Committee.
- Develop, implement and enforce an environmental code for onsite wastewater treatment.
- Develop, implement and enforce code for private drinking water wells and supplies.
- Provide local environmental information, education, and technical assistance.
- Participate in local subdivision water and wastewater programs.
- Promote proper solid and hazardous waste management.
- Participate in local nonpoint source pollution control programs.
- Promote water supply protection.
- Participate in the establishment and implementation of TMDLs.
- Where TMDLs have been established, address the impairments.

**Table 1
Summary of Base Grants and Target Grants**

Local Environmental Protection Program Grant Recipient	2008		Description of Target Grant Funding Uses
	Base	Target	
Allen County	7,912.00		
Anderson County	7,000.00		
Barber County	7,000.00		
Barton County	15,513.00		
Bourbon County	8,458.00		
Butler County	32,715.00		
Central Kansas LEPG	42,000.00	1,800.00	Purchase a new computer.
Cherokee County	12,433.00		
Coffey County	7,000.00	170.00	Assist with travel expenses to attend Hach Water Testing Workshop.
Cowley County	19,960.00		
Crawford County	21,033.00		
Dickinson County	10,639.00		
Douglas County	54,979.00		
Elk County	7,000.00		
Ellis County	15,129.00		
Ford County	17,852.00		
Franklin County	13,631.00		
Greenwood County	7,000.00		
Harper County (SC Coalition)	21,000.00		
Harvey County	18,078.00		
Haskell County	7,000.00		
Jefferson County	10,134.00		
Johnson County	125,000.00		
Junction City/Geary Co.	50,371.00	2,336.00	Assist with travel to the Kansas Small Flows Soils Workshop and to assist with Public Health Internship to collect information on private water wells with high nitrates in Geary and Morris Counties.
Labette County	12,559.00		
Leavenworth County	37,780.00		
Linn County	7,000.00		
Lyon County	19,764.00		
Marion County	7,349.00	1,254.00	Purchase a new computer.
McPherson County	16,255.00		
Miami County	15,593.00		
Montgomery County	19,939.00	1,683.00	Purchase GIS Enhancement Equipment.
Morton County	7,000.00	2,113.00	Assist Comanche County with the development of a county sanitary code and to assist with travel to the NOWRA Conference.
Neosho County	9,348.00		
Northeast Kansas LEPG	37,226.00	4,420.00	Assist with the upgrade and development of an Environmental Database.
Northwest Kansas LEPG	112,000.00		
Osage County	9,192.00		
Phillips County	49,000.00		
Pottawatomie County	10,015.00		
Pratt County	7,000.00		
Reno County	35,635.00		
Rice County	7,000.00		
Riley County/Manhattan	34,564.00		
Salina-Saline County d/ba/ Tri Rivers LEPG	50,478.00	5,235.00	Purchase of a computer, water testing and miscellaneous supplies and purchase of ten micro inspection cameras.
Sedgwick County	125,000.00		
Seward County	12,381.00		
Shawnee County	93,429.00		
Southwest Kansas LEPG	78,288.00	1,989.00	Purchase computer software and to assist with travel expenses for Scott Selee to attend the National Environmental Health Association meeting.
Stevens County	7,000.00		
Sumner County	14,270.00		
Wabaunsee County	7,000.00		
Wilson County	7,000.00		
Woodson County	7,000.00		
Wyandotte County	86,835.00		
Total Awarded To Date	1,481,737.00	21,000.00	

Table 2
History of County Code Adoption & Revisions

County	Code	KDHE Approval	Year Approved	Year Adopted	Year Adopted	Revised/New Code Adopted
Allen	yes	04/02/98	1998	04/22/98	1998	
Anderson	yes	05/03/98	1998	06/07/99	1999	Revised November, 2000
Atchinson	yes	08/18/98	1998	09/28/98	1998	
Barber	yes	10/07/87	1987	11/23/87	1987	
Barton	yes	08/03/93	1993	09/13/93	1993	Revised 2007
Bourbon	yes	02/25/98	1998	06/15/98	1998	Revised 2001
Brown	yes	02/09/99	1999	02/22/99	1999	
Butler	yes	07/06/99	1999	09/15/99	1987	Revised in 1999, 2002
Chase	no	08/22/94	1994	n/a	NA	No Activity
Chautauqua	no	n/a	NA	n/a	NA	No Activity
Cherokee	yes	05/11/98	1998	06/28/99	1999	
Cheyenne	yes	12/21/96	1996	03/28/97	1997	
Clark	yes	07/02/01	2001	10/31/01	2001	Joined SWKLEP July, 1999
Clay	yes	11/23/93	1993	11/23/92	1992	Revised 2002
Cloud	yes	08/28/96	1996	06/09/97	1997	Revised 2002, March 2004
Coffey	yes	04/20/90	1990	05/15/90	1990	
Commanche	yes	08/27/08	2008	11/07/08	2008	
Cowley	yes	01/15/87	1987	06/15/87	1987	
Crawford	yes	12/14/93	1993	04/15/94	1994	Revised 6/99, 2000
Decatur	yes	03/31/93	1993	03/31/93	1993	
Dickinson	yes	05/11/98	1987	06/30/98	1987	Revised 1998, February 2006
Doniphan	yes	06/01/96	1996	11/15/96	1996	
Douglas	yes	09/08/93	1993	10/07/93	1993	Revised 1997, 2001, Oct.2008
Edwards	yes	05/13/99	1999	07/19/99	1999	
Elk	yes	11/30/98	1998	02/08/99	1999	
Ellis	yes	09/16/92	1992	09/16/92	1992	
Ellsworth	yes	09/23/91	1991	12/31/91	1991	Revised 1997
Finney	yes	07/15/92	1992	12/14/92	1992	
Ford	yes	05/17/93	1993	05/17/93	1993	Revised 2004
Franklin	yes	05/01/89	1989	05/15/89	1989	1997, June 2008
Geary	yes	09/06/96	1996	12/29/97	1997	Revised 2002
Gove	yes	07/15/92	1992	12/28/95	1995	
Graham	yes	03/31/93	1993	03/31/93	1993	
Grant	yes	10/05/92	1992	10/05/92	1992	
Gray	yes	06/30/93	1993	06/30/93	1993	Revised July 2006
Greeley	yes	12/31/92	1992	12/31/92	1992	
Greenwood	yes	8/18/98	1998	10/18/98	1998	
Hamilton	yes	05/08/97	1997	04/22/97	1997	
Harper	yes	10/07/87	1987	12/21/87	1987	
Harvey	yes	04/01/93	1993	04/15/93	1993	Revised 2001
Haskell	yes	09/14/07	2007	10/29/07	2007	
Hodgeman	yes	12/08/95	1995	12/08/95	1995	
Jackson	yes	06/01/94	1994	07/15/94	1994	Revised 2003
Jefferson	yes	04/01/93	1993	01/15/94	1994	Revised 2003
Jewell	yes	10/12/92	1992	10/12/92	1992	
Johnson	yes	03/01/94	1994	11/15/94	1994	Revised Jan. 2004
Kearny	yes	05/07/99	1999	05/12/99	1999	
Kingman	yes	10/07/87	1987	12/25/87	1987	
Kiowa	yes	10/07/87	1987	11/23/87	1987	
Labette	yes	10/01/94	1994	04/15/94	1994	
Lane	yes	07/15/92	1992	12/21/92	1992	
Leavenworth	yes	02/01/90	1990	01/15/91	1991	Revised 6/28/99
Lincoln	yes	05/01/96	1996	01/05/98	1998	
Linn	yes	07/01/94	1994	08/01/94	1994	

County	Code	KDHE Approval	Year Approved	Year Adopted	Year Adopted	Revised/New Code Adopted
Logan	yes	11/20/92	1992	11/20/92	1992	
Lyon	yes	01/15/70	1970	01/15/70	1970	Revised Dec. 2004
Marion	yes	01/06/94	1994	03/14/94	1994	
Marshall	yes	01/11/93	1993	01/11/93	1993	Revised 2002
McPherson	yes	04/02/92	1992	04/02/92	1992	
Meade	yes	12/01/92	1992	12/01/92	1992	
Miami	yes	01/15/90	1990	03/15/90	1990	Revised 06/12/98, 2004
Mitchell	yes	05/01/96	1996	07/01/96	1996	Revised 2004, 2005
Montgomery	yes	12/15/92	1992	07/15/93	1993	Revised 09/24/99
Morris	yes	01/11/93	1993	09/30/94	1994	Revised 2002
Morton	yes	06/01/99	1999	07/12/99	1999	
Nemaha	yes	03/15/93	1993	12/15/93	1993	
Neosho	yes	02/16/97	1997	05/15/99	1999	Revised 03/29/99
Ness	yes	05/13/99	1999	07/12/99	1999	
Norton	yes	12/31/92	1992	02/11/93	1993	
Osage	yes	06/15/92	1992	09/14/92	1992	
Osborne	yes	07/08/92	1992	09/14/92	1992	
Ottawa	yes	06/08/92	1992	01/03/97	1997	Revised 2001
Pawnee	yes	02/07/94	1994	03/28/94	1994	
Phillips	yes	11/02/92	1992	11/02/92	1992	
Pottawatomie	yes	06/15/81	1981	06/15/81	1981	Revised 06/04/97
Pratt	yes	10/07/87	1987	11/30/87	1987	
Rawlins	yes	11/30/92	1992	11/30/92	1992	
Reno	yes	06/01/87	1987	06/01/87	1987	Revised 2003
Republic	yes	11/10/92	1992	11/30/92	1992	
Rice	yes	10/21/91	1991	11/25/91	1991	
Riley	yes	05/27/93	1993	01/18/94	1994	Revised 1999
Rooks	yes	01/14/92	1992	07/14/92	1992	
Rush	yes	12/15/92	1992	12/21/92	1992	
Russell	yes	09/14/92	1992	09/14/92	1992	
Saline	yes	05/29/91	1991	10/23/91	1991	
Scott	yes	09/12/96	1996	09/12/96	1996	
Sedgwick	yes	06/15/75	1975	06/15/75	1975	Revised 2002
Seward	yes	05/23/95	1995	07/17/95	1995	July 2008
Shawnee	yes	08/07/98	1998	01/23/98	1998	
Sheridan	yes	04/14/93	1993	04/14/93	1993	
Sherman	yes	01/29/93	1993	01/29/93	1993	
Smith	yes	01/20/95	1995	01/30/95	1995	
Stafford	yes	07/15/92	1992	09/30/92	1992	
Stanton	yes	07/06/93	1993	07/06/93	1993	
Stevens	yes	11/20/96	1996	03/17/97	1997	
Sumner	yes	07/15/92	1992	09/15/92	1992	
Thomas	yes	12/07/92	1992	12/07/92	1992	
Trego	yes	11/30/92	1992	11/30/92	1992	
Wabaunsee	yes	11/20/96	1996	01/27/97	1997	
Wallace	yes	02/09/99	1999	03/10/99	1999	
Washington	yes	08/01/95	1995	10/09/95	1995	Revised 2002
Wichita	yes	02/01/93	1993	02/01/93	1993	
Wilson	yes	05/01/95	1995	09/15/95	1995	
Woodson	yes	05/14/98	1998	06/16/98	1998	
Wyandotte	yes	06/01/92	1992	06/01/92	1992	

SFY 2008 LEPP Activities and Accomplishments

County or Group	County	Number of Onsite Wastewater Activities								TMDL Information		Number and Type of Onsite Systems Installed								Staff Hours Expended for Onsite Wastewater Activities
		Public Information & Education Activities	Staff Training Activities Attended	Real Estate Evaluations Performed	New System Permits Issued	Existing System Repair Permits Issued	Complaint Investigations	Enforcement Cases Completed	Contractor Licenses Issued	Number of Failing Systems Located in a TMDL Area	Number of Owners Provided Information about TMDLs	Concrete Septic Tank with Rock & Pipe Lateral Lines	Concrete Septic Tank with Chamber Lateral Lines	Fiberglass/Plastic Septic Tank with Gravel & Pipe Lateral	Fiberglass/Plastic Septic Tank with Chamber Lateral Lines	Lagoons	Aerated Systems	Mound Systems	Other	
Allen		1	10	1	19	3	2	2	0	0	11	7	0	0	1	0	0	0	120	
Anderson		0	11	2	13	2	0	0	0	0	0	11	0	2	0	2	0	60		
Barber		79	49	8	7	10	4	0	3	0	0	17	0	0	0	0	0	46		
Barton		18	3	100	11	51	4	3	16	21	21	0	30	1	2	1	0	27	1871	
Bourbon		3	0	17	59	11	14	0	5	0	0	56	0	0	0	2	0	0	4	1937
Butler		9	5	110	54	65	11	2	7	6	6	0	10	0	3	32	2	0	0	461
Central Kansas LEPP	Edwards	0	0	1	7	6	0	0	0	6	6	0	5	0	4	0	0	0	3	0
	Ness	0	0	0	3	1	0	0	0	1	1	0	0	0	3	1	0	0	0	0
	Pawnee	0	0	6	2	8	0	0	0	7	7	1	6	0	1	0	0	0	1	0
	Rush	1	5	2	3	5	1	0	11	3	3	0	2	0	6	0	0	0	0	1457
	Russell	0	0	2	4	6	1	1	0	0	0	0	3	0	4	2	0	0	1	0
	Stafford	0	0	5	6	14	2	0	0	12	12	0	11	1	4	1	0	0	1	0
Cherokee		4	1	10	51	28	46	10	24	12	10	69	4	1	2	3	0	0	0	235
Cowley		16	4	43	42	48	9	9	0	0	0	14	0	47	23	0	0	0	0	1688
Coffey		8	7	22	17	7	18	13	4	6	0	2	1	0	0	18	4	0	0	1058
Crawford		238	11	5	70	54	63	1	35	6	6	43	0	0	0	4	0	0	0	320
Dickinson		15	6	90	56	20	11	4	31	6	7	1	61	0	15	13	0	0	0	278
Elk		0	1	0	14	0	1	0	6	0	0	0	0	0	0	14	0	0	0	85
Ellis		103	5	20	29	10	1	0	0	6	6	0	4	0	34	1	0	0	0	402
Flint Hills (Lyon)		4	6	53	24	0	6	35	42	0	0	1	0	0	0	23	0	0	0	2658.25
Ford		138	9	39	15	14	165	6	8	19	19	0	25	0	11	0	0	0	5	733
Franklin		29	4	23	75	17	3	3	27	13	124	8	29	2	0	19	19	0	3	1407
Greenwood		4	1	1	3	0	0	1	1	0	0	11	0	0	0	5	0	0	0	264
Harvey		14	3	47	22	16	1	1	0	11	7	7	8	0	0	21	0	0	1	191
Haskell		1304	4	0	2	6	0	0	11	0	0	0	3	1	4	0	0	0	0	24
Jefferson		304	7	93	49	48	19	26	0	0	0	55	13	1	0	15	0	0	9	2400
Johnson		15	11	187	70	206	48	5	87	116	116	0	40	0	0	0	19	10	79	4860
Labette		149	0	20	29	22	6	4	0	0	0	2	22	0	0	22	0	0	0	1301
Lawrence-Douglas		260	2	10	53	13	16	16	25	9	31	36	27	0	2	0	0	0	0	3835
Leavenworth		22	3	0	67	9	12	4	23	2	18	31	11	0	0	1	0	0	12	300
Linn		0	1	5	48	7	3	2	22	0	0	5	42	0	0	0	0	0	0	282
Marion		7	1	6	22	8	3	0	0	0	0	0	8	0	7	17	0	0	0	940
McPherson		0	3	40	39	16	3	3	0	3	3	0	21	0	0	27	0	2	0	203
Miami		9.5	6	11	63	6	32	11	55	1	11	0	26	0	0	16	3	4	15	5185
Montgomery		18	8	114	29	13	0	7	28	1	1	25	10	0	4	3	0	0	0	681
Morton		9	6	0	8	5	3	1	1	0	2	0	0	0	10	0	0	0	0	191
Northeast Kansas Environmental	Atchison	0	0	0	30	15	19	0	9	0	0	2	23	0	0	7	0	0	1	45
	Brown	0	0	6	10	12	1	0	8	3	1	0	15	0	0	2	0	0	0	48
	Doniphan	0	0	0	22	6	7	2	12	0	0	0	24	0	0	1	0	0	0	53
	Jackson	0	0	119	33	10	6	0	11	2	2	3	20	0	1	18	0	0	0	170
	Nemaha	0	0	6	12	9	0	0	10	0	0	0	8	0	0	8	0	0	1	65
Neosho		70	7	13	0	0	2	0	0	5	0	9	0	0	0	7	0	0	1	166
Northwest LEPP	Cheyenne	1	0	0	3	8	0	0	3	0	0	0	5	0	5	0	0	0	0	226
	Decatur	1	0	0	2	10	0	0	5	0	0	0	1	0	9	0	0	0	0	256.8
	Graham	0	0	0	4	10	2	0	6	0	0	0	2	0	9	0	0	0	0	238.4
	Greeley	1	0	0	0	3	0	0	3	0	0	0	1	0	2	0	0	0	0	43
	Gove	0	0	0	1	6	0	0	2	0	0	0	1	0	5	0	0	0	0	237.2
	Lane	1	0	0	0	4	0	0	3	0	0	0	0	0	6	0	0	0	0	84.8
	Logan	1	0	0	0	1	0	0	0	0	0	0	0	0	1	0	0	0	0	71.5
	Norton	0	0	0	2	8	0	0	8	1	1	0	1	0	7	0	0	0	0	320
	Rawlins	0	0	0	2	5	0	0	0	0	0	0	3	0	3	0	0	0	0	180.7
	Scott	0	1	0	4	7	0	0	8	0	0	0	3	0	7	0	0	0	0	433.9
	Sheridan	0	0	0	3	4	0	0	4	0	0	0	1	0	6	0	0	0	0	131.1
	Sherman	1	0	0	1	6	0	0	6	0	0	0	1	0	6	0	0	0	0	211.9
	Thomas	4	2	5	3	16	0	0	9	0	0	0	1	0	17	0	0	0	0	326.4
	Trego	0	0	1	5	11	2	0	6	0	0	0	0	0	11	0	0	0	0	230
	Wallace	0	0	0	1	0	0	0	0	0	0	0	1	0	0	0	0	0	0	49
	Wichita	0	0	0	0	5	0	0	4	0	0	0	0	0	3	0	0	0	0	147

SFY 2008 LEPP Activities and Accomplishments

County or Group	County	Number of Onsite Wastewater Activities								TMDL Information		Number and Type of Onsite Systems Installed								Staff Hours Expended for Onsite Wastewater Activities
		Public Information & Education Activities	Staff Training Activities Attended	Real Estate Evaluations Performed	New System Permits Issued	Existing System Repair Permits Issued	Complaint Investigations	Enforcement Cases Completed	Contractor Licenses Issued	Number of Failing Systems Located in a TMDL Area	Number of Owners Provided Information about TMDLs	Concrete Septic Tank with Rock & Pipe Lateral Lines	Concrete Septic Tank with Chamber Lateral Lines	Fiberglass/Plastic Septic Tank with Gravel & Pipe Lateral	Fiberglass/Plastic Septic Tank with Chamber Lateral Lines	Lagoons	Aerated Systems	Mound Systems	Other	
Osage		12	38	9	26	2	2	0	5	5	6	4	1	7	0	0	0	0	592	
Phillips County LEPG	Jewell	17	0	1	6	9	1	0	0	0	0	8	0	1	1	0	0	0	215	
	Mitchell	27	0	2	8	12	0	1	0	1	0	7	0	2	2	0	0	1	297	
	Osborne	15	0	0	5	9	0	0	0	0	0	13	0	3	1	0	0	0	223	
	Phillips	20	1	2	7	4	0	0	0	0	0	2	1	11	0	0	0	1	214	
	Rooks	11	0	1	4	6	0	0	0	0	0	5	0	2	1	0	0	0	140	
	Republic	24	0	0	6	10	0	0	0	8	0	9	0	1	8	0	0	0	181	
	Smith	17	0	1	2	7	0	0	0	0	0	2	0	5	0	0	0	0	124	
Pottawatomie		1	12	34	45	44	0	6	3	4	50	0	8	11	4	0	0	1600		
Pratt		5	3	3	23	14	0	0	8	0	7	0	6	1	0	0	0	285		
Reno		396	3	56	88	57	22	1	31	61	61	4	29	9	11	18	1	1408		
Rice		0	3	9	4	18	56	0	0	0	0	3	0	9	7	0	7	308		
Riley		25	16	51	20	48	29	3	5	30	40	0	8	15	0	0	0	1025		
Rural Lakes LEPG	Cloud	0	5	0	5	11	2	1	0	11	11	0	12	0	2	0	0	0	231	
	Clay	1	5	1	16	19	3	10	0	13	13	0	9	0	1	11	1	0	531	
	Geary	7	7	29	29	20	3	0	0	5	5	2	24	0	3	9	3	0	674	
	Morris	4	4	6	8	22	4	3	0	3	3	0	8	0	1	11	8	0	480	
	Marshall	6	5	0	15	10	1	13	0	7	8	0	4	0	0	13	1	0	381	
	Washington	6	5	0	6	8	0	2	0	8	8	0	3	0	0	6	0	0	318	
South Central LEPG	Harper	11	128	13	10	10	5	5	20	7	10	0	27	0	0	2	0	0	64	
	Kingman	12	10	32	32	32	8	8	4	32	32	0	32	0	4	0	0	8	960	
	Kiowa	20	7	0	20	20	4	4	4	20	20	0	20	0	0	0	0	0	96	
Sedgwick		101	5	426	140	130	23	8	3	6	5	34	90	2	118	53	0	4600		
Seward		3	3	4	11	4	15	3	4	0	0	4	3	0	4	0	0	0	227	
Shawnee		11	4	251	78	69	19	15	49	8	0	91	7	3	9	6	0	1	1920	
Southwest LEPG	Clark	0	0	0	2	3	0	0	0	3	3	0	3	0	2	0	0	0	180	
	Finney	8	4	0	24	26	1	0	0	26	26	0	37	0	3	0	0	0	1300	
	Grant	0	0	0	0	1	0	0	0	0	0	0	1	0	0	0	0	0	180	
	Gray	0	0	1	15	14	0	0	0	13	13	0	26	0	1	0	0	0	180	
	Hodgeman	0	0	0	5	11	0	0	0	11	11	0	6	0	6	0	0	0	180	
	Hamilton	0	0	0	5	2	0	0	0	2	2	0	5	0	0	0	0	1	180	
	Kearny	0	0	0	3	5	3	0	0	5	5	0	6	0	2	0	0	0	180	
	Meade	0	0	0	7	7	0	0	0	6	6	0	9	0	1	0	0	0	180	
	Stanton	0	0	0	1	1	0	0	0	0	0	0	0	2	0	0	0	0	180	
Stevens		6	3	14	10	5	23	0	0	0	0	0	10	0	0	0	0	0	200	
Sumner		64	6	56	38	37	9	7	8	0	0	11	0	13	50	1	0	7	1605	
Tri Rivers LEPG	Ellsworth	32	0	7	6	16	26	4	40	9	9	1	9	0	3	0	0	4	295	
	Lincoln	29	0	1	8	12	25	5	41	3	3	5	7	0	3	5	0	0	276	
	Ottawa	32	0	8	16	11	18	4	31	0	0	2	14	1	0	5	1	0	4	378.5
	Saline	59	25	16	17	16	11	10	62	0	0	6	12	1	0	6	2	0	5	833
Wyandotte		75	6	14	31	40	174	4	0	0	5	54	2	5	0	0	0	2	2737	
Wabaunsee		9	0	8	22	14	5	0	0	0	11	10	0	9	0	0	0	0	110	
Wilson		6	2	11	13	4	5	0	0	0	2	5	0	0	8	0	0	0	145.3	
Woodson		0	0	1	8	3	1	0	0	0	1	0	0	0	8	1	0	0	0	
Totals		3933.5	513	2311	2068	1734	1045	284	897	592	723	556	1212	26	402	669	142	53	191	65621.75

SFY 2008 LEPP Activities and Accomplishments

County or Group	County	Number of Private Water Well Activities									
		Public Information & Education Activities	Staff Training Activities Attended	Real Estate Evaluations Performed	Permits Issued for New Water Wells	Permits Issued for Repair of Existing Water Wells	Complaint Investigations	Enforcement Cases Completed	Contractor Licenses Issued	Water Wells Tested	Staff Hours Expended
Allen		1	10	0	0	0	0	0	0	0	0
Anderson		0	11	0	0	0	0	0	0	0	0
Barber		79	49	9	0	0	0	0	0	20	28
Barton		18	3	100	73	0	1	1	0	129	1869
Bourbon		3	0	0	0	0	0	0	0	0	0
Butler		9	5	108	8	0	1	0	0	89	248
Central Kansas LEPG	Edwards	0	0	1	5	0	0	0	0	3	0
	Ness	0	0	0	1	0	0	0	0	0	0
	Pawnee	0	0	6	10	0	0	0	0	14	0
	Rush	1	5	1	6	0	0	0	0	26	365
	Russell	0	0	1	6	0	0	0	0	12	0
Stafford	0	0	5	54	0	0	0	0	23	0	
Cherokee		4	1	0	0	0	9	0	0	6	8
Cowley		16	4	30	0	0	0	0	0	30	0
Coffey		8	7	3	0	0	3	2	0	10	140
Crawford		238	11	0	0	0	0	0	0	0	23
Dickinson		15	6	82	0	0	2	0	2	82	105
Elk		0	1	0	0	0	0	0	0	0	0
Ellis		103	5	21	23	1	0	0	0	56	261
Flint Hills (Lyon)		4	6	7	0	0	0	0	0	7	7
Ford		138	9	44	26	0	20	1	0	102	591
Franklin		29	4	12	7	0	0	0	0	61	70
Greenwood		4	1	0	0	0	0	0	0	0	0
Harvey		14	3	35	12	0	0	0	0	100	150
Haskell		1304	4	0	0	0	0	0	0	0	28
Jefferson		304	7	0	1	0	0	0	0	0	68
Johnson		15	11	0	0	0	0	0	0	0	0
Labette		149	0	0	0	0	0	1	0	2	14
Lawrence-Douglas		260	2	2	16	0	8	8	0	52	579
Leavenworth		22	3	0	0	0	0	0	0	0	3
Linn		0	1	0	0	0	0	0	0	0	0
Marion		7	1	5	12	0	0	0	0	19	480
McPherson		0	3	31	22	0	0	0	0	57	83
Miami		9.5	6	0	0	0	0	0	0	0	0
Montgomery		18	8	11	4	0	3	0	0	40	224
Morton		9	6	0	0	0	0	0	0	3	51
Northeast Kansas Environmental	Atchison	0	0	1	0	0	0	0	0	2	4
	Brown	0	0	0	0	0	0	0	0	5	0
	Doniphan	0	0	0	0	0	0	0	0	5	0
	Jackson	0	0	7	4	0	0	0	0	9	12
Nemaha	0	0	0	2	0	0	0	0	0	0	1
Neosho		70	7	0	0	0	0	0	0	0	33
Northwest LEPG	Cheyenne	1	0	0	0	0	0	0	0	21	200
	Decatur	1	0	0	0	0	0	0	0	49	416
	Graham	0	0	0	0	0	0	0	0	7	66
	Greeley	1	0	0	0	0	0	0	0	9	92
	Gove	0	0	2	0	0	0	0	0	18	161
	Lane	1	0	1	0	0	0	0	0	18	146
	Logan	1	0	0	0	0	0	0	0	22	149.5
	Norton	0	0	0	0	0	0	0	0	47	341.5
	Rawlins	0	0	0	0	0	0	0	0	29	191
	Scott	0	1	0	0	0	0	0	0	24	233
	Sheridan	0	0	0	0	0	0	0	0	30	213.5
	Sherman	1	0	1	0	0	0	0	0	24	145
	Thomas	4	2	11	0	0	0	0	0	75	425
	Trego	0	0	0	0	0	0	0	0	5	43
Wallace	0	0	0	0	0	0	0	0	15	165	
Wichita	0	0	0	0	0	0	0	0	16	167	

SFY 2008 LEPP Activities and Accomplishments

County or Group	County	Number of Private Water Well Activities									
		Public Information & Education Activities	Staff Training Activities Attended	Real Estate Evaluations Performed	Permits Issued for New Water Wells	Permits Issued for Repair of Existing Water Wells	Complaint Investigations	Enforcement Cases Completed	Contractor Licenses Issued	Water Wells Tested	Staff Hours Expended
Osage		12	38	0	0	0	0	0	0	0	0
Phillips County LEPG	Jewell	17	0	1	0	0	0	0	0	0	18
	Mitchell	27	0	0	1	0	0	0	0	0	12
	Osborne	15	0	0	7	0	0	0	0	3	60
	Phillips	20	1	0	2	0	0	0	0	2	100
	Rooks	11	0	0	4	1	0	0	0	3	43
	Republic	24	0	0	2	0	0	0	0	2	19
	Smith	17	0	0	0	0	0	0	0	0	0
Pottawatomie		1	12	11	0	0	0	0	0	41	0
Pratt		5	3	3	23	0	0	0	0	9	75
Reno		396	3	85	63	0	0	0	0	84	1408
Rice		0	3	11	4	0	4	0	0	8	52
Riley		25	16	50	12	0	2	0	0	81	295
Rural Lakes LEPG	Cloud	0	5	0	4	0	0	0	0	13	56
	Clay	1	5	1	9	0	0	0	0	37	119
	Geary	7	7	10	28	0	0	0	0	22	480
	Morris	4	4	4	12	0	0	0	0	62	210
	Marshall	6	5	0	1	0	0	0	0	6	21
	Washington	6	5	0	1	0	0	0	1	5	37
South Central LEPG	Harper	11	128	4	9	7	1	1	0	20	32
	Kingman	12	10	32	24	0	4	4	0	80	80
	Kiowa	20	7	4	20	0	0	0	0	40	96
Sedgwick		101	5	463	188	0	5	1	1	244	2080
Seward		3	3	4	7	1	0	0	0	4	113
Shawnee		11	4	10	8	0	4	4	0	64	640
Southwest LEPG	Clark	0	0	0	0	0	0	0	0	0	80
	Finney	8	4	0	0	0	0	0	0	12	80
	Grant	0	0	0	0	0	0	0	0	6	80
	Gray	0	0	0	0	0	0	0	0	3	80
	Hodgeman	0	0	0	0	0	0	0	0	1	80
	Hamilton	0	0	0	0	0	0	0	0	10	80
	Kearny	0	0	0	0	0	0	0	0	6	80
	Meade	0	0	0	0	0	0	0	0	2	80
Stanton	0	0	0	0	0	0	0	0	0	80	
Stevens		6	3	0	5	0	0	0	0	0	71
Sumner		64	6	55	32	23	3	6	0	8	737
Tri Rivers LEPG	Ellsworth	32	0	7	7	0	3	0	29	54	234.5
	Lincoln	29	0	1	3	0	1	0	20	25	129
	Ottawa	32	0	6	19	0	1	0	0	91	319
	Saline	59	25	7	5	0	5	4	12	130	573.5
Wyandotte		75	6	0	0	0	0	0	0	3	51
Wabaunsee		9	0	8	0	0	0	0	0	10	95
Wilson		6	2	1	2	0	0	0	0	0	6
Woodson		0	0	0	0	0	0	0	0	0	0
Totals		3933.5	513	1315	794	33	80	33	65	2564	17581.5

SFY 2008 LEPP Activities and Accomplishments

County or Group	County	Number of Subdivision Activities				Number of Solid Waste Activities				Number of Hazardous Waste Activities				
		Subdivision Water & Wastewater Cases Processed	Public Information & Education Activities	Staff Training Activities Attended	Staff Hours Expended	Complaints Investigated	Public Information & Education Activities	Staff Training Activities Attended	Staff Hours Expended	Complaints Investigated	Public Information & Education Activities	Staff Training Activities Attended	Staff Hours Expended	
Allen		0	0	1	0	0	0	1	0	0	0	0	0	
Anderson		0	0	0	0	7	0	1	8	0	1	0	0	
Barber		0	1	0	4	3	4	1	18	1	10	1	43	
Barton		0	10	0	0	0	4	0	8	0	4	0	0	
Bourbon		0	0	0	0	0	0	0	0	0	0	0	0	
Butler		0	0	1	2	3	1	2	150	0	0	2	7	
Central Kansas LEPP	Edwards	0	0	0	0	0	0	0	0	0	0	0	0	
	Ness	0	0	0	0	0	0	0	0	0	0	0	0	
	Pawnee	0	0	0	0	0	0	0	0	0	0	0	0	
	Rush	1	0	0	0.5	4	0	0	0	0	0	0	0	
	Russell	4	0	0	5	0	0	0	0	0	0	0	0	
Stafford	0	0	0	0	0	0	0	0	0	0	0	0		
Cherokee		5	4	0	3	27	5	1	47	13	4	0	19	
Cowley		9	14	4	48	0	19	2	200	0	0	3	24	
Coffey		2	4	0	0	1	1	0	8	0	1	0	4	
Crawford		1	60	5	10	46	41	5	143	1	4	1	17	
Dickinson		3	2	0	38	13	8	3	362	0	12	1	237	
Elk		0	0	1	0	23	6	0	16	0	0	0	0	
Ellis		0	1	6	156	3	0	2	93	2	24	3	349	
Flint Hills (Lyon)		0	0	0	0	1	3	0	10	0	2	0	0	
Ford		1	12	5	65	45	15	6	76	27	16	3	22	
Franklin		0	0	1	2	5	0	1	42	0	0	1	28	
Greenwood		0	0	2	4	0	1	1	0	0	0	1	1	
Harvey		0	0	0	0	0	0	0	0	0	0	0	0	
Haskell		0	640	3	41	0	1294	3	129	0	640	3	25	
Jefferson		14	50	3	412	4	163	0	34	2	67	3	40	
Johnson		0	0	0	0	5	28	7	0	9	31	15	0	
Labette		0	0	0	10	4	0	3	34	1	3	0	3	
Lawrence-Douglas		9	162	2	70	4	104	0	16	8	57	0	10	
Leavenworth		22	0	0	19	0	1	0	2.5	0	0	0	0	
Linn		0	0	0	0	0	1	1	20	0	0	1	8	
Marion		0	0	0	40	2	0	0	55	3	0	0	15	
McPherson		0	0	0	0	0	0	0	0	1	0	0	4	
Miami		5	4	2	390.5	2	8	5	674.75	2	4	0	0	
Montgomery		4	4	0	8	10	18	10	388	21	12	12	279	
Morton		0	1	3	30	0	3	2	35	0	1	1	21	
Northeast Kansas Environmental	Atchison	0	0	0	0	1	0	0	3	2	0	0	2	
	Brown	0	0	0	0	1	0	0	1	0	0	0	0	
	Doniphan	0	0	0	0	5	4	1	1	1	0	1	4	
	Jackson	0	0	0	0	1	0	0	0	0	0	0	0	
	Nemaha	0	0	0	0	0	0	0	0	0	0	0	0	
Neosho		0	0	0	0	12	0	0	35	0	0	0	0	
Northwest LEPP	Cheyenne	0	0	0	0	0	0	0	0	0	0	0	0	
	Decatur	0	0	0	0	0	0	0	0	0	0	0	0	
	Graham	0	0	0	0	0	0	0	0	0	0	0	0	
	Greeley	0	0	0	0	0	0	0	0	0	0	0	0	
	Gove	0	0	0	0	0	0	0	0	0	0	0	0	
	Lane	0	0	0	0	0	0	0	0	0	0	0	0	
	Logan	0	0	0	0	0	0	0	0	0	0	0	0	
	Norton	0	0	0	0	0	0	0	0	0	0	0	0	
	Rawlins	0	0	0	0	0	0	0	0	0	0	0	0	
	Scott	0	0	0	0	0	0	0	0	0	0	0	0	
	Sheridan	0	0	0	0	0	0	0	0	0	0	0	0	
	Sherman	0	0	0	0	0	0	0	0	0	0	0	0	
	Thomas	0	0	0	0	0	0	0	0	0	0	0	0	
	Trego	0	0	0	0	0	0	0	0	9	0	0	0	0
	Wallace	0	0	0	0	0	0	0	0	0	0	0	0	
Wichita	0	0	0	0	0	0	0	0	0	0	0	0		
Osage		0	0	3	0	0	0	0	0	1	0	0	4	
Phillips County LEPP	Jewell	0	0	0	0	0	0	0	0	0	0	0	0	
	Mitchell	0	0	0	0	0	0	0	0	0	0	0	0	
	Osborne	0	0	0	0	0	0	0	0	0	0	0	0	
	Phillips	0	0	0	0	0	0	0	0	0	1	1	42	
	Rooks	0	0	0	0	0	0	0	0	1	0	0	14	
	Republic	0	0	0	0	0	0	0	0	0	0	0	0	
Smith	0	0	0	0	0	0	0	0	0	0	0	0		

SFY 2008 LEPP Activities and Accomplishments

County or Group	County	Number of Subdivision Activities				Number of Solid Waste Activities				Number of Hazardous Waste Activities			
		Subdivision Water & Wastewater Cases Processed	Public Information & Education Activities	Staff Training Activities Attended	Staff Hours Expended	Complaints Investigated	Public Information & Education Activities	Staff Training Activities Attended	Staff Hours Expended	Complaints Investigated	Public Information & Education Activities	Staff Training Activities Attended	Staff Hours Expended
Pottawatomie		0	0	0	0	4	0	0	22	0	0	0	
Pratt		0	0	0	0	0	1	1	10	0	24	2	
Reno		9	1	1	70	7	135	1	55	3	130	2	
Rice		0	0	0	3	0	0	0	0	5	3	0	
Riley		0	2	1	10	4	4	6	18	0	7	3	
Rural Lakes LEPP	Cloud	0	0	0	0	0	0	0	0	0	0	0	
	Clay	0	0	0	0	4	0	0	9	0	0	0	
	Geary	2	5	3	70	2	0	3	105	1	0	2	
	Morris	0	0	1	0	0	0	1	0	0	0	2	
	Marshall	0	0	0	0	0	0	0	0	0	0	0	
	Washington	0	0	0	0	0	0	0	0	0	0	0	
South Central LEPP	Harper	0	0	0	0	32	160	0	80	3	8	5	
	Kingman	0	20	0	24	0	16	0	80	4	30	6	
	Kiowa	0	16	0	40	4	16	11	72	2	28	12	
Sedgwick		17	3	0	51	0	0	0	0	0	0		
Seward		0	4	0	135	3	2	2	75	0	0		
Shawnee		0	0	1	160	16	11	1	640	0	11	1	
Southwest LEPP	Clark	0	0	0	0	0	0	0	0	0	0	0	
	Finney	0	0	0	0	0	0	0	0	0	0	0	
	Grant	0	0	0	0	0	0	0	0	0	0	0	
	Gray	0	0	0	0	0	0	0	0	0	0	0	
	Hodgeman	0	0	0	0	0	0	0	0	0	0	0	
	Hamilton	0	0	0	0	0	0	0	0	0	0	0	
	Kearny	0	0	0	0	0	0	0	0	0	0	0	
	Meade	0	0	0	0	0	0	0	0	0	0	0	
	Stanton	0	0	0	0	0	0	0	0	0	0	0	
Stevens		0	0	0	0	3	0	0	110	4	0		
Sumner		26	11	0	140	18	0	0	41	0	0		
Tri Rivers LEPP	Ellsworth	3	10	0	15	0	1	0	0	0	1	0	
	Lincoln	0	9	0	0	0	1	0	0	0	1	0	
	Ottawa	1	8	0	14	2	0	0	10	0	0	0	
	Saline	0	10	1	8	0	17	3	22	0	8	1	
Wyandotte		0	0	0	82	28	11	0	156	12	12	0	
Wabaunsee		0	1	0	18	1	4	1	30	0	4	1	
Wilson		0	0	0	0	0	0	0	291.5	1	0	0	
Woodson		0	0	0	4	0	0	0	0	0	0	0	
Totals		138	1069	50	2202	360	2111	88	4444.75	131	1161	90	

SFY 2008 LEPP Activities and Accomplishments

County or Group	County	Number of NonPoint Source Activities				Number of Public Water Supply Activities			Number of Staff Hours Expended for LEPP Committee Meetings	Number of Staff Hours Expended for Water Plan Priorities
		Complaints Investigated	Public Information & Education Activities	Staff Training Activities Attended	Staff Hours Expended	Public Information & Education Activities	Staff Training Activities Attended	Staff Hours Expended		
Allen		2	0	1	40	0	1	0	0	20
Anderson		0	0	0	0	0	0	0	0	10
Barber		0	23	0	57	8	0	8	24	32
Barton		0	0	0	0	0	0	0	78	22
Bourbon		0	0	0	0	0	0	0	0	0
Butler		16	8	2	88	3	4	45	5	79
Central Kansas LEPG	Edwards	0	0	0	0	0	0	0	0	0
	Ness	0	0	0	0	0	0	0	0	0
	Pawnee	0	0	0	0	0	0	0	0	0
	Rush	0	0	0	0	0	0	0	2	0
	Russell	0	0	0	0	0	0	0	0	0
	Stafford	0	0	0	0	0	0	0	0	0
Cherokee		14	6	3	395	2	2	10	0	271
Cowley		0	8	3	50	15	4	36	21	36
Coffey		13	0	5	56	0	4	2	113	50
Crawford		1	33	1	14	13	1	7	20	13
Dickinson		0	1	0	4	0	0	0	9	803
Elk		0	0	0	0	0	1	0	0	90
Ellis		0	0	2	22	19	4	165	137	67
Flint Hills (Lyon)		0	4	0	11	0	0	0	20	250
Ford		30	8	2	41	17	23	47	175	55
Franklin		0	4	1	29	0	1	1	145	361
Greenwood		0	0	1	0	0	1	0	0	0
Harvey		5	12	3	25	2	1	18	11	11
Haskell		0	1291	3	96	1291	3	66	47	49
Jefferson		10	16	0	44	49	0	43	11	70
Johnson		32	0	9	0	0	0	0	0	0
Labette		1	0	0	3	0	0	0	0	57
Lawrence-Douglas		24	150	0	47	82	0	16	24	24
Leavenworth		6	0	0	14	0	0	0	16.5	125
Linn		0	0	0	0	0	0	0	12	0
Marion		34	1	0	74	0	0	3	0	0
McPherson		0	0	1	0	0	0	0	4	0
Miami		5	6	0	29	0	0	10	2	24
Montgomery		3	28	6	28	6	32	174	24	76
Morton		3	3	2	56.5	1	1	15	51	87.5
Northeast Kansas Environmental	Atchison	23	0	0	51	0	0	44	7	51
	Brown	14	0	0	27	0	0	33	3	26
	Doniphan	15	0	0	28	0	0	13	4	44
	Jackson	45	0	0	93	0	0	2	1	10
	Nemaha	12	0	0	31	0	0	24	1	28
Neosho		10	0	0	19	1	0	0	25	255
Northwest LEPG	Cheyenne	0	0	0	0	0	0	0	0	0
	Decatur	0	0	0	0	0	0	0	0	0
	Graham	1	0	0	5	0	0	0	0	0
	Greeley	0	0	0	0	0	0	0	0	0
	Gove	0	0	0	0	0	0	0	0	0
	Lane	0	0	0	0	0	0	0	0	0
	Logan	0	0	0	0	0	0	0	0	0
	Norton	0	0	0	0	0	0	0	0	0
	Rawlins	0	0	0	0	0	0	0	0	0
	Scott	0	0	0	0	0	0	0	0	0
	Sheridan	0	0	0	0	0	0	0	0	0
	Sherman	0	0	0	0	0	0	0	0	0
	Thomas	0	0	0	0	0	0	0	174	20
	Trego	0	0	0	0	0	0	0	0	0
Wallace	0	0	0	0	0	0	0	0	0	
Wichita	0	0	0	0	0	0	0	0	0	

SFY 2008 LEPP Activities and Accomplishments

County or Group	County	Number of NonPoint Source Activities				Number of Public Water Supply Activities			Number of Staff Hours Expended for LEPP Committee Meetings	Number of Staff Hours Expended for Water Plan Priorities
		Complaints Investigated	Public Information & Education Activities	Staff Training Activities Attended	Staff Hours Expended	Public Information & Education Activities	Staff Training Activities Attended	Staff Hours Expended		
Osage		2	0	0	6	0	0	0	3	0
Phillips County LEPG	Jewell	0	2	0	8	0	0	0	0	0
	Mitchell	0	1	0	8	0	0	0	0	0
	Osborne	0	0	0	0	0	0	0	0	0
	Phillips	0	0	0	0	0	0	0	26	18
	Rooks	0	0	0	0	0	0	0	0	0
	Republic	0	0	0	0	0	0	0	0	0
	Smith	0	0	0	0	0	0	0	0	0
Pottawatomie		5	0	0	0	0	0	0	2	42
Pratt		0	5	0	9	0	0	4	4	0
Reno		31	230	0	140	9	2	53	5	400
Rice		1	0	0	2	0	0	0	11	72
Riley		5	5	7	37	6	1	10	15	97
Rural Lakes LEPG	Cloud	0	0	0	0	0	0	0	0	0
	Clay	0	0	0	0	0	0	0	0	0
	Geary	0	2	1	35	0	4	80	5	180
	Morris	0	1	0	80	1	3	80	0	10
	Marshall	0	0	0	0	0	0	0	0	0
	Washington	0	0	0	0	0	0	0	0	0
South Central LEPG	Harper	105	16	4	40	17	0	32	32	32
	Kingman	8	20	8	80	12	5	32	32	32
	Kiowa	0	23	12	48	32	14	48	32	40
Sedgwick		1	0	0	4	0	0	0	6	56
Seward		0	0	0	0	0	0	2	42	40
Shawnee		7	10	6	160	0	0	0	0	0
Southwest LEPG	Clark	0	0	0	0	0	0	0	0	0
	Finney	0	0	0	80	0	0	80	80	80
	Grant	0	0	0	0	0	0	0	0	0
	Gray	0	0	0	0	0	0	0	0	0
	Hodgeman	0	0	0	0	0	0	0	0	0
	Hamilton	0	0	0	0	0	0	0	0	0
	Kearny	0	0	0	0	0	0	0	0	0
	Meade	0	0	0	0	0	0	0	0	0
	Stanton	0	0	0	0	0	0	0	0	0
Stevens		0	0	0	8	0	0	40	200	100
Sumner		25	0	0	80	0	4	22	0	43
Tri Rivers LEPG	Ellsworth	0	2	0	7	1	0	4	5	32
	Lincoln	0	1	0	7	1	0	0	5	0
	Ottawa	0	1	0	18	1	0	0	5	0
	Saline	2	7	3	7	1	2	3	5	44
Wyandotte		4	0	0	27	0	0	20	4	46
Wabaunsee		1	4	0	22	0	0	80	1	82
Wilson		0	0	0	0	0	0	0	0	2
Woodson		0	0	0	0	0	0	0	0	0
Totals		516	1932	86	2390.5	1590	118	1372	1686.5	4564.5