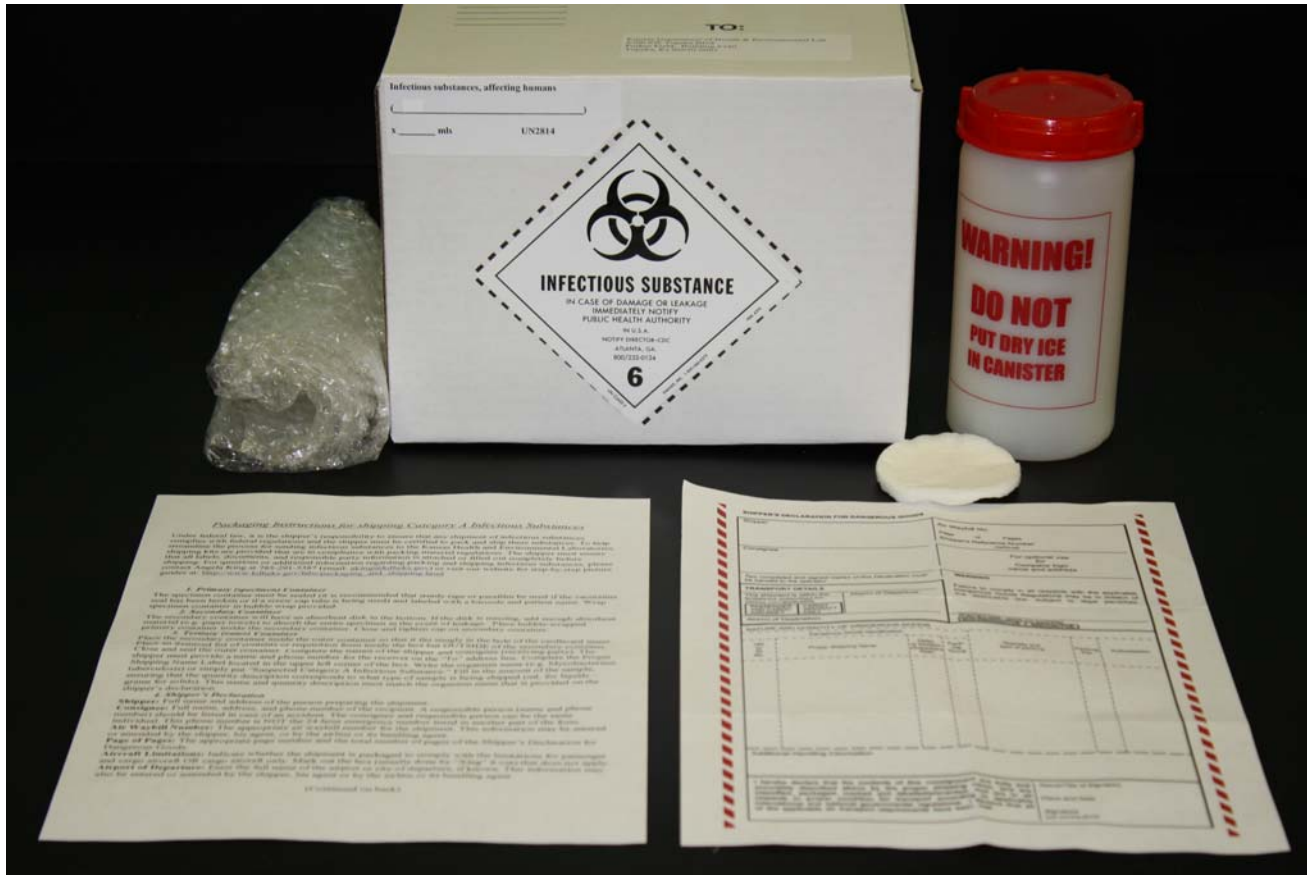
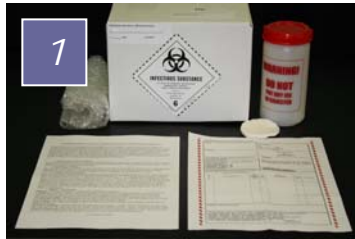


Kansas Health and Environmental Laboratories – Category A, Infectious Substance Packaging and Shipping System Guide




Note: Category A: An infectious substance in a form capable of causing permanent disability or life-threatening or fatal disease in otherwise healthy humans or animals when exposure to it occurs. An exposure occurs when an infectious substance is released outside of its protective packaging, resulting in physical contact with humans or animals. **A list of Category A, Infectious Substances can be found in 49 CFR Parts 171-175 Hazardous Materials. Examples: Ebola Virus, Bacillus anthracis cultures, Brucella cultures, HIV cultures**

Kansas Health and Environmental Laboratories – Category A, Infectious Substance Packaging and Shipping System Guide



1) Fiberboard Infectious Shipper with corrugated divider insert; Red-Topped Secondary Container (95kPa container); Bubble Wrap; Absorbent Pad; Instruction Sheet; Shipper's Declaration.



2) Carefully read the Instruction Sheet provided in the Infectious Shipper.



3) Complete Universal Laboratory Specimen Submission Form (Universal Form) marking the required test(s) on page 2 (back) of form.



4) Use the barcode sticker from the Universal Form to label the Primary Container and keep one for your records.



5) Place a barcode sticker from Universal Form on Primary Container, in addition to the patient name & collection date; **see Note**.



6) Wrap the Primary Container in the bubble wrap and place in Secondary Container that contains an absorbent pad.



7) Secure the top on the Secondary Container. There is a limit on the amount of Category A, Infectious Substance that may be placed in this container.

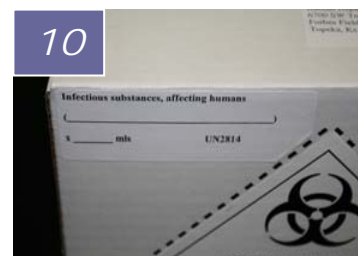


8) Place Secondary Container into a slot in the Infectious Shipper with completed Universal Form. **DO NOT** put the Universal Form in Secondary Container.

NOTE: It is required that each Primary Container be secured with ParaFilm or vinyl tape, such as electrical tape, if there is a probability that it may leak.



9) Secure the flaps on the Infectious Shipper with tape and complete the mailing labels.



10) Complete the Proper Shipping Name and Quantity label found on the Infectious Shipper.



11) Complete the Shipper's Declaration (**see attached Checklist**) and place in plastic pouch located on back of Infectious Shipper; seal the pouch.



12) This package is now ready for shipment to the KHEL.

Kansas Health and Environmental Laboratories – Infectious Substance Specimen Packaging and Shipping System Pictorial Guide

- Checklist

Checklist for Completing the Shipper's Declaration February 10, 2011

- Shipper:** Full name and address of the person preparing the shipment.
- Consignee:** Full name, address, and phone number of the recipient. A responsible person (name and phone number) should be listed in case of an accident. The consignee and responsible person can be the same individual. This phone number is NOT the 24-hour emergency number listed in another part of the form.
- Air Waybill Number:** The appropriate air waybill number for the shipment. This information may be entered or amended by the shipper, his agent, or by the airline or its handling agent.
- Page of Pages:** The appropriate page number and the total number of pages of the Shipper's Declaration for Dangerous Goods.
- Aircraft Limitations:** Indicate whether the shipment is packaged to comply with the limitations for passenger and cargo aircraft OR cargo aircraft only. Mark out the box that does not apply (usually done by "Xing" it out).
- Airport of Departure:** Enter the full name of the airport or city of departure, if known. This information may also be entered or amended by the shipper, his agent or by the airline or its handling agent.
- Airport of Destination:** Enter the full name of the airport or city of destination, if known. This information may also be entered or amended by the shipper, his agent or by the airline or its handling agent.
- Shipment Type:** Denote whether the substance is "NON-RADIOACTIVE" or "RADIOACTIVE." This is usually done by "Xing" out the box that is not appropriate for your shipment.
- Nature and Quantity of Dangerous Goods:** Enter the required information strictly in accordance with the regulations you are following (e.g. air: IATA 8.1.6.9, land: 49 CFR, mail: 39 CFR). Check with your carrier for detailed information specific to your shipment. This is the most important part of the declaration.
 - UN or ID Number:** Always enter the UN or ID number preceded by the prefix UN or ID. For *infectious substances*, affecting humans use "UN2814" and for *Dry Ice* use "UN1845."
 - Proper Shipping Name:** Enter the proper shipping name for the dangerous good(s) being shipped. A technical name in parenthesis is required. Example: "Infectious Substance, affecting humans (Hepatitis Virus)" or "Infectious Substance affecting humans (Suspected Category A, Infectious Substance)." If using Dry Ice, you may use "Dry Ice" or "Carbon dioxide, solid" as the proper shipping name.
 - Class or Division:** Enter class or division. Example: 6.2 for Infectious Substances and 9 for Dry Ice.

Checklist for Completing the Shipper's Declaration Page 2 of 2

- Packing Group:** Not applicable for infectious substances. The Packing Group for Dry Ice is no longer necessary.
 - Subsidiary Risk:** None for infectious substances, leave blank.
 - Quantity and Type of Packing:** Enter the total net quantity of dangerous goods and the type of material of the outer container (for example: 0.03 kg packed in one Fibreboard box or 1 Fibreboard box x 0.03 kg or 1 4G x 0.03 kg). If shipping with Dry Ice, the quantity must be entered (example: 3 kg). When two or more different dangerous goods are packed in the same outer package, the words "All packed in One" must immediately follow the relevant entries declared above. When an overpack is used, the wording "Overpack Used" must be inserted on the declaration form immediately after all relevant entries relating to the packages within the overpack.
 - Packing Instruction:** For infectious substances (UN2814 or UN2900) transported by air (IATA), use 620. If shipping by air (IATA) with Dry Ice, use 954.
 - Authorization:** This is where a special provision number, such as A81, is entered if used.
 - Additional Handling Information:** For Infectious substances there is one item that must be noted here. The 24-hour Emergency Telephone Number (cannot be a beeper or a voicemail, but can be a hired company).
 - Certification Statement:** The shipper's declaration must include the certification statement and the air transport statement.
 - Name and Title of Signatory:** Enter the name and title of the person signing the shipper's declaration.
 - Place and Date:** Enter the place and date to indicate where and when the form is signed.
 - Signature:** The Declaration must be completed and signed by the shipper. The signature should be handwritten; however, facsimile signatures, such as a stamp, are acceptable where applicable laws and regulations recognize the legal validity of the facsimile signatures. Typewritten signatures are not acceptable.
- Note:** Never use whiteout. Always make changes by striking out incorrect information, carefully adding the correct information and then signing the correction (no initials). The shipper's declaration must always be filled out completely.