



DIFFERENCE IN HIV (NON-AIDS) CASES REPORTED IN PREVIOUS REPORTS  
AND REPORTS PRODUCED AFTER JANUARY 1st 2008

There is an increase in the number of living HIV (non AIDS) cases in the reports published after January 1st, 2008 by Kansas HIV/AIDS Surveillance program, compared to reports published prior to January 1st, 2008. Following is a brief explanation for this difference.

Prior to July 1999 Kansas City Missouri Health Department (KCMO) carried on HIV (non-AIDS) surveillance for Kansas and maintained HIV Reporting System (HRS) for Kansas cases receiving services in Missouri. Starting from July 1999 HIV (non-AIDS) surveillance was started in Kansas and the HRS database, which was maintained by Missouri, was merged with the existing Kansas AIDS Reporting System (ARS) and the new database was named HIV/AIDS Surveillance System (HARS). Historically, July 1999 has been used as a start date retrieval criteria for HIV (non AIDS) cases from HARS for analysis purposes. However, it had been established that there were Kansas HIV (non- AIDS) cases reported prior to July 1999 that were not included in the analysis during previous years. Starting from January 1st, 2008, retrieval criteria has been modified so that all HIV (non-AIDS) cases which meet CDC's surveillance definition are included in the analysis.

## INCIDENT, PREVALENT, AND CUMULATIVE CASES OF AIDS IN KANSAS AS OF DECEMBER 31st, 2007, BY DATE OF REPORT

	Incident AIDS Cases in Kansas as of December 31st, 2007		Prevalent AIDS Cases in Kansas as of December 31st, 2007		Cumulative AIDS Cases in Kansas as of December 31st, 2007	
	N	%	N	%	N	%
<b>ADULT/ADOLESCENT</b>	126	100.0	1330	99.6	2808	99.5
<b>PEDIATRIC (&lt;13 YEARS OLD)</b>	.	.	6	0.4	13	0.5
<b>TOTAL</b>	126	100.0	1336	100.0	2821	100.0
<b>AGE</b>						
< 13 Years	.	.	6	0.4	13	0.5
13 TO 14 Years	.	.	2	0.1	4	0.1
15 TO 24 Years	8	6.3	92	6.9	154	5.5
25 TO 34 Years	33	26.2	475	35.6	1095	38.8
35 TO 44 Years	46	36.5	501	37.5	1013	35.9
45 TO 54 Years	30	23.8	203	15.2	382	13.5
55 TO 64 Years	8	6.3	50	3.7	119	4.2
65 Years or Older	1	0.8	7	0.5	41	1.5
<b>RACE/ETHNICITY</b>						
Hispanic	16	12.7	170	12.7	254	9.0
American-Indian Non-Hispanic	1	0.8	11	0.8	24	0.9
Asian / Pacific Islander Non-Hispanic	1	0.8	9	0.7	14	0.5
Black Non-Hispanic	37	29.4	307	23.0	540	19.1
White Non-Hispanic	71	56.3	827	61.9	1969	69.8
Multi-Race Non-Hispanic	.	.	11	0.8	19	0.7
Unknown Non-Hispanic	.	.	1	0.1	1	0.0
<b>GENDER</b>						
Male	107	84.9	1117	83.6	2473	87.7
Female	19	15.1	219	16.4	348	12.3
<b>EXPOSURE CATEGORY</b>						
Men who have sex with men (MSM)	63	50.0	737	55.2	1698	60.2
Injection Drug User (IDU)	9	7.1	119	8.9	262	9.3
MSM and IDU	8	6.3	122	9.1	258	9.1
Hemophilia/Coagulation Disorder or Transfusion/Transplant	.	.	24	1.8	91	3.2
High Risk Heterosexual Contact	15	11.9	199	14.9	300	10.6
No Identified Risk (NIR) or Other	31	24.6	125	9.4	192	6.8
Pediatric (All Risk Combined)	.	.	10	0.7	20	0.7
<b>TOTAL</b>	126	100.0	1336	100.0	2821	100.0

*Incident AIDS cases are individuals with AIDS reported between January 1, 2007 and December 31st, 2007*

*Prevalent AIDS cases are individuals with AIDS who are presumed to be alive as of December 31st, 2007*

*Cumulative cases are those individuals ever reported in Kansas to have AIDS through December 31st, 2007*

*As of 1/1/03 CDC requires all Surveillance Programs to collect Race/Ethnicity in the same manner as the Census Bureau.*

*Data Source: Kansas HIV/AIDS Reporting System (HARS)*

## INCIDENT, PREVALENT, AND CUMULATIVE CASES OF HIV IN KANSAS AS OF DECEMBER 31st, 2007, BY DATE OF REPORT

	Incident HIV Cases in Kansas as of December 31st, 2007		Prevalent HIV Cases in Kansas as of December 31st, 2007		Cumulative HIV Cases in Kansas as of December 31st, 2007	
	N	%	N	%	N	%
<b>ADULT/ADOLESCENT</b>	96	99.0	1046	98.9	1101	98.9
<b>PEDIATRIC (&lt;13 YEARS OLD)</b>	1	1.0	12	1.1	12	1.1
<b>TOTAL</b>	97	100.0	1058	100.0	1113	100.0
<b>AGE</b>						
< 13 Years	1	1.0	12	1.1	12	1.1
13 TO 14 Years	.	.	.	.	.	.
15 TO 24 Years	24	24.7	230	21.7	235	21.1
25 TO 34 Years	32	33.0	417	39.4	427	38.4
35 TO 44 Years	20	20.6	274	25.9	298	26.8
45 TO 54 Years	15	15.5	95	9.0	103	9.3
55 TO 64 Years	4	4.1	27	2.6	31	2.8
65 Years or Older	1	1.0	3	0.3	7	0.6
<b>RACE/ETHNICITY</b>						
Hispanic	16	16.5	135	12.8	139	12.5
American-Indian Non-Hispanic	1	1.0	9	0.9	9	0.8
Asian / Pacific Islander Non-Hispanic	2	2.1	7	0.7	8	0.7
Black Non-Hispanic	28	28.9	284	26.8	294	26.4
White Non-Hispanic	50	51.5	599	56.6	639	57.4
Multi-Race Non-Hispanic	.	.	24	2.3	24	2.2
<b>GENDER</b>						
Male	72	74.2	825	78.0	868	78.0
Female	25	25.8	233	22.0	245	22.0
<b>EXPOSURE CATEGORY</b>						
Men who have sex with men (MSM)	47	48.5	518	49.0	540	48.5
Injection Drug User (IDU)	9	9.3	103	9.7	108	9.7
MSM and IDU	3	3.1	61	5.8	67	6.0
Hemophilia/Coagulation Disorder or Transfusion/Transplant	.	.	4	0.4	6	0.5
High Risk Heterosexual Contact	13	13.4	141	13.3	150	13.5
No Identified Risk (NIR) or Other	24	24.7	219	20.7	230	20.7
Pediatric (All Risk Combined)	1	1.0	12	1.1	12	1.1

*Incident HIV cases are individuals with HIV reported between January 1, 2007 and December 31st, 2007*

*Prevalent HIV cases are individuals with HIV who are presumed to be alive as of December 31st, 2007*

*Cumulative cases are those individuals ever reported in Kansas to have HIV through December 31st, 2007*

*As of 1/1/03 CDC requires all Surveillance Programs to collect Race/Ethnicity in the same manner as the Census Bureau.*

*Data Source: Kansas HIV/AIDS Reporting System (HARS)*

**Prevalent AIDS Cases in Kansas as of December 31st, 2007**

Adult/Adolescent Exposure Category	GENDER				TOTAL	
	Male		Female			
	N	%	N	%	N	%
Men who have sex with men (MSM)	737	66.34	.	.	737	55.58
Injection Drug User (IDU)	78	7.02	41	19.07	119	8.97
MSM and IDU	122	10.98	.	.	122	9.20
Hemophilia/Coagulation Disorder	9	0.81	.	.	9	0.68
High Risk Heterosexual Contact	66	5.94	133	61.86	199	15.01
<i>Sex with an IDU</i>	11	0.99	28	13.02	39	2.94
<i>Sex with HIV infected Partner</i>	53	4.77	91	42.33	144	10.86
<i>Sex with other High Risk Partners</i>	2	0.18	14	6.51	16	1.21
Transfusion/Transplant	10	0.90	5	2.33	15	1.13
No Identified Risk (NIR)	89	8.01	36	16.74	125	9.43

*Prevalent AIDS cases are individuals with AIDS who are presumed to be alive as of December 31st, 2007  
 Data Source: Kansas HIV/AIDS Reporting System (HARS) - 2007  
 Percentages may not add to 100 due to rounding*

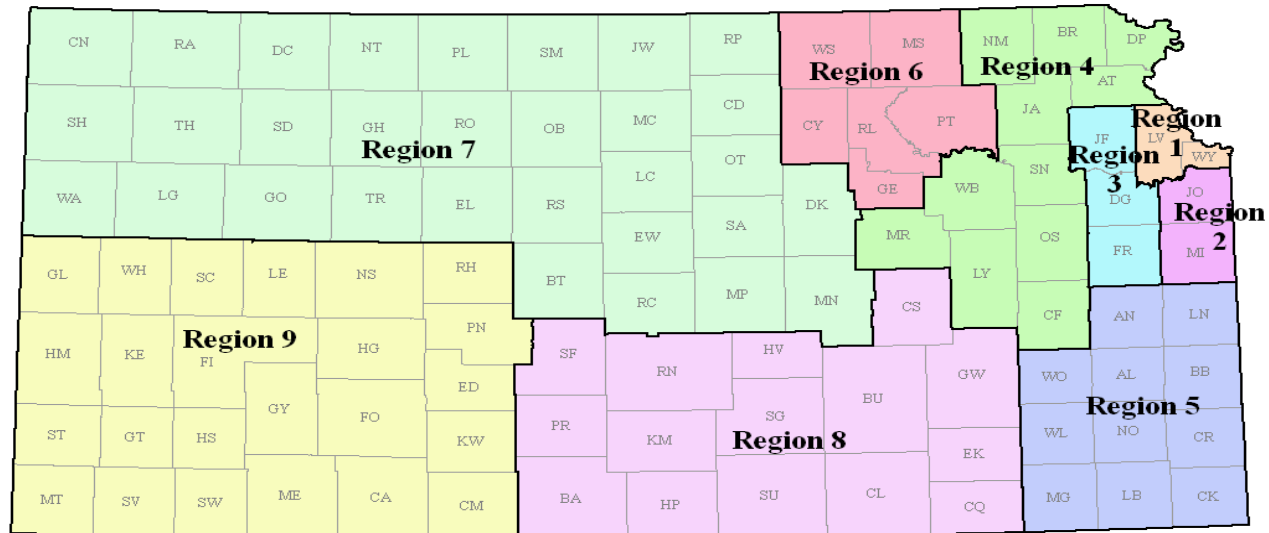
**Prevalent HIV Cases in Kansas as of December 31st, 2007**

Adult/Adolescent Exposure Category	GENDER				TOTAL	
	Male		Female			
	N	%	N	%	N	%
Men who have sex with men (MSM)	518	63.09	.	.	518	49.52
Injection Drug User (IDU)	62	7.55	41	18.22	103	9.85
MSM and IDU	61	7.43	.	.	61	5.83
Hemophilia/Coagulation Disorder	2	0.24	.	.	2	0.19
High Risk Heterosexual Contact	34	4.14	107	47.56	141	13.48
<i>Sex with an IDU</i>	4	0.49	21	9.33	25	2.39
<i>Sex with HIV infected Partner</i>	30	3.65	71	31.56	101	9.66
<i>Sex with other High Risk Partners</i>	.	.	15	6.67	15	1.43
Transfusion/Transplant	1	0.12	1	0.44	2	0.19
No Identified Risk (NIR)	143	17.42	76	33.78	219	20.94

*Prevalent HIV cases are individuals with HIV (no AIDS) who are presumed to be alive as of December 31st, 2007  
 Data Source: Kansas HIV/AIDS Reporting System (HARS) - 2007  
 Percentages may not add to 100 due to rounding*

# INCIDENT, PREVALENT, AND CUMULATIVE HIV CASES AND AIDS CASES AS OF DECEMBER 31st, 2007, AMONG REGIONS IN KANSAS, BY DATE OF REPORT

## HIV/AIDS Community Planning Regions



Published by:  
 Kansas Department of Health and Environment  
 Bureau of Epidemiology and Disease Prevention  
 Information Systems, Geographic Data Services  
 Date of Publication: December 2004



Data Source:  
 Kansas Cartographic Dataset  
 Kansas HIV/STD Surveillance Program

Disclaimer: The purpose of this publication is to illustrate the status of the HIV/AIDS epidemic in the state of Kansas. This map product is provided without representation or implied or expressed warranty of accuracy for any uses beyond those expressed. The originating agencies are not responsible for publication or use of this product for purposes other than those expressed. This product may be corrected or updated as necessary without prior notification.

Region	Incident AIDS Cases in Kansas as of December 31st, 2007	Incident HIV Cases in Kansas as of December 31st, 2007	Prevalent AIDS Cases in Kansas as of December 31st, 2007	Prevalent HIV Cases in Kansas as of December 31st, 2007	Cumulative AIDS Cases in Kansas as of December 31st, 2007	Cumulative HIV Cases in Kansas as of December 31st, 2007
	N	N	N	N	N	N
1	31	18	290	238	565	249
2	25	28	254	229	525	238
3	3	4	56	42	111	43
4	10	9	120	96	271	107
5	9	6	34	40	117	41
6	3	.	34	36	90	36
7	7	6	61	35	116	39
8	31	23	446	303	941	316
9	7	3	41	38	85	43
Unknown	.	.	.	1	.	1
<b>TOTAL</b>	126	97	1336	1058	2821	1113

*Incident AIDS cases are individuals with AIDS reported between January 1, 2007 and December 31st, 2007*  
*Prevalent AIDS cases are individuals with AIDS who are presumed to be alive as of December 31st, 2007*  
*Cumulative cases are those individuals ever reported in Kansas to have AIDS through December 31st, 2007*  
*Incident HIV cases are individuals with HIV reported between January 1, 2007 and December 31st, 2007*  
*Prevalent HIV cases are individuals with HIV who are presumed to be alive as of December 31st, 2007*  
*Cumulative cases are those individuals ever reported in Kansas to have AIDS through December 31st, 2007*

## INCIDENT, PREVALENT, AND CUMULATIVE CASES OF HIV AND AIDS IN REGION 1, KANSAS, BY DATE OF REPORT, DECEMBER 31st, 2007

	Incident AIDS Cases in Kansas as of December 31st, 2007		Incident HIV Cases in Kansas as of December 31st, 2007		Prevalent AIDS Cases in Kansas as of December 31st, 2007		Prevalent HIV Cases in Kansas as of December 31st, 2007		Cumulative AIDS Cases in Kansas as of December 31st, 2007		Cumulative HIV Cases in Kansas as of December 31st, 2007	
	N	%	N	%	N	%	N	%	N	%	N	%
<b>GENDER</b>												
Male	26	83.9	14	77.8	247	85.2	191	80.3	502	88.8	200	80.3
Female	5	16.1	4	22.2	43	14.8	47	19.7	63	11.2	49	19.7
<b>RACE/ETHNICITY</b>												
Hispanic	6	19.4	6	33.3	52	17.9	39	16.4	67	11.9	41	16.5
American-Indian Non-Hispanic	.	0.0	.	0.0	1	0.3	1	0.4	2	0.4	1	0.4
Asian / Pacific Islander Non-Hispanic	1	3.2	1	5.6	1	0.3	1	0.4	2	0.4	1	0.4
Black Non-Hispanic	14	45.2	8	44.4	104	35.9	91	38.2	195	34.5	96	38.6
White Non-Hispanic	10	32.3	3	16.7	130	44.8	96	40.3	297	52.6	100	40.2
Multi-Race Non-Hispanic	.	0.0	.	0.0	2	0.7	10	4.2	2	0.4	10	4.0
<b>AGE</b>												
< 13 Years	.	0.0	.	0.0	1	0.3	2	0.8	2	0.4	2	0.8
13 TO 14 Years	.	.	.	.	.	.	.	.	.	.	.	.
15 TO 24 Years	2	6.5	6	33.3	21	7.2	50	21.0	37	6.5	51	20.5
25 TO 34 Years	10	32.3	6	33.3	112	38.6	96	40.3	238	42.1	100	40.2
35 TO 44 Years	10	32.3	3	16.7	100	34.5	62	26.1	179	31.7	65	26.1
45 TO 54 Years	8	25.8	2	11.1	43	14.8	19	8.0	76	13.5	20	8.0
55 TO 64 Years	1	3.2	1	5.6	11	3.8	7	2.9	24	4.2	9	3.6
65 Years or Older	.	0.0	.	0.0	2	0.7	2	0.8	9	1.6	2	0.8
<b>RISK BEHAVIOR</b>												
Men who have sex with men (MSM)	11	35.5	9	50.0	146	50.3	110	46.2	315	55.8	115	46.2
Injection Drug User (IDU)	3	9.7	1	5.6	29	10.0	17	7.1	63	11.2	18	7.2
MSM and IDU	2	6.5	.	0.0	25	8.6	9	3.8	49	8.7	10	4.0
Hemophilia/Coagulation Disorder or Transfusion/Transplant	.	0.0	.	0.0	5	1.7	.	0.0	15	2.7	.	0.0
High Risk Heterosexual Contact	5	16.1	1	5.6	49	16.9	29	12.2	69	12.2	31	12.4
No Identified Risk (NIR) or Other	10	32.3	7	38.9	35	12.1	71	29.8	52	9.2	73	29.3
Pediatric (All Risk Combined)	.	0.0	.	0.0	1	0.3	2	0.8	2	0.4	2	0.8
<b>TOTAL CASES</b>	31	100.0	18	100.0	290	100.0	238	100.0	565	100.0	249	100.0

*Incident AIDS cases are individuals with AIDS reported between January 1, 2007 and December 31st, 2007  
Prevalent AIDS cases are individuals with AIDS who are presumed to be alive as of December 31st, 2007  
Cumulative cases are those individuals ever reported in Kansas to have AIDS through December 31st, 2007  
Incident HIV cases are individuals with HIV reported between January 1, 2007 and December 31st, 2007  
Prevalent HIV cases are individuals with HIV who are presumed to be alive as of December 31st, 2007  
Cumulative cases are those individuals ever reported in Kansas to have AIDS through December 31st, 2007*

## INCIDENT, PREVALENT, AND CUMULATIVE CASES OF HIV AND AIDS IN REGION 2, KANSAS, BY DATE OF REPORT, DECEMBER 31st, 2007

	Incident AIDS Cases in Kansas as of December 31st, 2007		Incident HIV Cases in Kansas as of December 31st, 2007		Prevalent AIDS Cases in Kansas as of December 31st, 2007		Prevalent HIV Cases in Kansas as of December 31st, 2007		Cumulative AIDS Cases in Kansas as of December 31st, 2007		Cumulative HIV Cases in Kansas as of December 31st, 2007	
	N	%	N	%	N	%	N	%	N	%	N	%
<b>GENDER</b>												
Male	19	76.0	22	78.6	217	85.4	187	81.7	469	89.3	192	80.7
Female	6	24.0	6	21.4	37	14.6	42	18.3	56	10.7	46	19.3
<b>RACE/ETHNICITY</b>												
Hispanic	.	.	5	17.9	21	8.3	20	8.7	35	6.7	20	8.4
American-Indian Non-Hispanic	.	.	.	.	1	0.4	.	.	3	0.6	.	.
Asian / Pacific Islander Non-Hispanic	.	.	1	3.6	3	1.2	4	1.7	5	1.0	4	1.7
Black Non-Hispanic	7	28.0	4	14.3	49	19.3	48	21.0	63	12.0	49	20.6
White Non-Hispanic	18	72.0	18	64.3	179	70.5	154	67.2	417	79.4	162	68.1
Multi-Race Non-Hispanic	.	.	.	.	1	0.4	3	1.3	2	0.4	3	1.3
<b>AGE</b>												
< 13 Years	.	.	1	3.6	1	0.4	1	0.4	2	0.4	1	0.4
13 TO 14 Years	.	.	.	.	.	.	.	.	1	0.2	.	.
15 TO 24 Years	.	.	5	17.9	16	6.3	49	21.4	26	5.0	51	21.4
25 TO 34 Years	7	28.0	12	42.9	96	37.8	96	41.9	197	37.5	97	40.8
35 TO 44 Years	8	32.0	6	21.4	92	36.2	57	24.9	183	34.9	59	24.8
45 TO 54 Years	8	32.0	2	7.1	31	12.2	19	8.3	72	13.7	20	8.4
55 TO 64 Years	2	8.0	2	7.1	15	5.9	7	3.1	32	6.1	9	3.8
65 Years or Older	.	.	.	.	3	1.2	.	.	12	2.3	1	0.4
<b>RISK BEHAVIOR</b>												
Men who have sex with men (MSM)	14	56.0	13	46.4	150	59.1	128	55.9	343	65.3	132	55.5
Injection Drug User (IDU)	1	4.0	1	3.6	11	4.3	12	5.2	26	5.0	12	5.0
MSM and IDU	.	.	1	3.6	17	6.7	14	6.1	32	6.1	14	5.9
Hemophilia/Coagulation Disorder or Transfusion/Transplant	.	.	.	.	5	2.0	.	.	21	4.0	1	0.4
High Risk Heterosexual Contact	4	16.0	5	17.9	37	14.6	29	12.7	54	10.3	30	12.6
No Identified Risk (NIR) or Other	6	24.0	7	25.0	33	13.0	45	19.7	46	8.8	48	20.2
Pediatric (All Risk Combined)	.	.	1	3.6	1	0.4	1	0.4	3	0.6	1	0.4
<b>TOTAL CASES</b>	25	100.0	28	100.0	254	100.0	229	100.0	525	100.0	238	100.0

*Incident AIDS cases are individuals with AIDS reported between January 1, 2007 and December 31st, 2007*  
*Prevalent AIDS cases are individuals with AIDS who are presumed to be alive as of December 31st, 2007*  
*Cumulative cases are those individuals ever reported in Kansas to have AIDS through December 31st, 2007*  
*Incident HIV cases are individuals with HIV reported between January 1, 2007 and December 31st, 2007*  
*Prevalent HIV cases are individuals with HIV who are presumed to be alive as of December 31st, 2007*  
*Cumulative cases are those individuals ever reported in Kansas to have AIDS through December 31st, 2007*

## INCIDENT, PREVALENT, AND CUMULATIVE CASES OF HIV AND AIDS IN REGION 3, KANSAS, BY DATE OF REPORT, DECEMBER 31st, 2007

	Incident AIDS Cases in Kansas as of December 31st, 2007		Incident HIV Cases in Kansas as of December 31st, 2007		Prevalent AIDS Cases in Kansas as of December 31st, 2007		Prevalent HIV Cases in Kansas as of December 31st, 2007		Cumulative AIDS Cases in Kansas as of December 31st, 2007		Cumulative HIV Cases in Kansas as of December 31st, 2007	
	N	%	N	%	N	%	N	%	N	%	N	%
<b>GENDER</b>												
Male	2	66.7	4	100.0	44	78.6	37	88.1	95	85.6	38	88.4
Female	1	33.3	.	.	12	21.4	5	11.9	16	14.4	5	11.6
<b>RACE/ETHNICITY</b>												
Hispanic	2	66.7	.	.	4	7.1	2	4.8	7	6.3	2	4.7
American-Indian Non-Hispanic	.	.	.	.	2	3.6	1	2.4	4	3.6	1	2.3
Black Non-Hispanic	.	.	1	25.0	9	16.1	6	14.3	15	13.5	6	14.0
White Non-Hispanic	1	33.3	3	75.0	40	71.4	32	76.2	84	75.7	33	76.7
Multi-Race Non-Hispanic	.	.	.	.	.	.	1	2.4	.	.	1	2.3
Unknown Non-Hispanic	.	.	.	.	1	1.8	.	.	1	0.9	.	.
<b>AGE</b>												
< 13 Years	.	.	.	.	2	3.6	1	2.4	2	1.8	1	2.3
13 TO 14 Years	.	.	.	.	.	.	.	.	1	0.9	.	.
15 TO 24 Years	1	33.3	1	25.0	8	14.3	10	23.8	12	10.8	10	23.3
25 TO 34 Years	.	.	.	.	17	30.4	17	40.5	40	36.0	17	39.5
35 TO 44 Years	2	66.7	2	50.0	14	25.0	11	26.2	31	27.9	12	27.9
45 TO 54 Years	.	.	1	25.0	13	23.2	3	7.1	18	16.2	3	7.0
55 TO 64 Years	.	.	.	.	2	3.6	.	.	4	3.6	.	.
65 Years or Older	.	.	.	.	.	.	.	.	3	2.7	.	.
<b>RISK BEHAVIOR</b>												
Men who have sex with men (MSM)	1	33.3	3	75.0	31	55.4	29	69.0	69	62.2	29	67.4
Injection Drug User (IDU)	.	.	.	.	5	8.9	1	2.4	10	9.0	1	2.3
MSM and IDU	.	.	.	.	6	10.7	3	7.1	11	9.9	4	9.3
Hemophilia/Coagulation Disorder or Transfusion/Transplant	.	.	.	.	.	.	.	.	3	2.7	.	.
High Risk Heterosexual Contact	1	33.3	.	.	8	14.3	6	14.3	10	9.0	6	14.0
No Identified Risk (NIR) or Other	1	33.3	1	25.0	4	7.1	2	4.8	5	4.5	2	4.7
Pediatric (All Risk Combined)	.	.	.	.	2	3.6	1	2.4	3	2.7	1	2.3
<b>TOTAL CASES</b>	3	100.0	4	100.0	56	100.0	42	100.0	111	100.0	43	100.0

*Incident AIDS cases are individuals with AIDS reported between January 1, 2007 and December 31st, 2007*  
*Prevalent AIDS cases are individuals with AIDS who are presumed to be alive as of December 31st, 2007*  
*Cumulative cases are those individuals ever reported in Kansas to have AIDS through December 31st, 2007*  
*Incident HIV cases are individuals with HIV reported between January 1, 2007 and December 31st, 2007*  
*Prevalent HIV cases are individuals with HIV who are presumed to be alive as of December 31st, 2007*  
*Cumulative cases are those individuals ever reported in Kansas to have AIDS through December 31st, 2007*

## INCIDENT, PREVALENT, AND CUMULATIVE CASES OF HIV AND AIDS IN REGION 4, KANSAS, BY DATE OF REPORT, DECEMBER 31st, 2007

	Incident AIDS Cases in Kansas as of December 31st, 2007		Incident HIV Cases in Kansas as of December 31st, 2007		Prevalent AIDS Cases in Kansas as of December 31st, 2007		Prevalent HIV Cases in Kansas as of December 31st, 2007		Cumulative AIDS Cases in Kansas as of December 31st, 2007		Cumulative HIV Cases in Kansas as of December 31st, 2007	
	N	%	N	%	N	%	N	%	N	%	N	%
<b>GENDER</b>												
Male	10	100.0	6	66.7	105	87.5	68	70.8	239	88.2	77	72.0
Female	.	.	3	33.3	15	12.5	28	29.2	32	11.8	30	28.0
<b>RACE/ETHNICITY</b>												
Hispanic	.	.	.	.	8	6.7	3	3.1	16	5.9	3	2.8
American-Indian Non-Hispanic	.	.	1	11.1	2	1.7	2	2.1	3	1.1	2	1.9
Asian / Pacific Islander Non-Hispanic	.	.	.	.	.	.	1	1.0	1	0.4	2	1.9
Black Non-Hispanic	3	30.0	3	33.3	31	25.8	28	29.2	57	21.0	30	28.0
White Non-Hispanic	7	70.0	5	55.6	79	65.8	61	63.5	191	70.5	69	64.5
Multi-Race Non-Hispanic	.	.	.	.	.	.	1	1.0	3	1.1	1	0.9
<b>AGE</b>												
< 13 Years	.	.	.	.	.	.	1	1.0	.	.	1	0.9
13 TO 14 Years	.	.	.	.	.	.	.	.	.	.	.	.
15 TO 24 Years	.	.	.	.	5	4.2	20	20.8	12	4.4	20	18.7
25 TO 34 Years	2	20.0	3	33.3	35	29.2	34	35.4	86	31.7	34	31.8
35 TO 44 Years	5	50.0	3	33.3	56	46.7	32	33.3	116	42.8	39	36.4
45 TO 54 Years	2	20.0	2	22.2	19	15.8	7	7.3	41	15.1	9	8.4
55 TO 64 Years	1	10.0	1	11.1	4	3.3	2	2.1	10	3.7	2	1.9
65 Years or Older	.	.	.	.	1	0.8	.	.	6	2.2	2	1.9
<b>RISK BEHAVIOR</b>												
Men who have sex with men (MSM)	8	80.0	5	55.6	65	54.2	41	42.7	164	60.5	44	41.1
Injection Drug User (IDU)	1	10.0	.	.	12	10.0	15	15.6	29	10.7	16	15.0
MSM and IDU	.	.	1	11.1	10	8.3	6	6.3	24	8.9	10	9.3
Hemophilia/Coagulation Disorder or Transfusion/Transplant	.	.	.	.	4	3.3	.	.	8	3.0	.	.
High Risk Heterosexual Contact	1	10.0	2	22.2	21	17.5	16	16.7	33	12.2	17	15.9
No Identified Risk (NIR) or Other	.	.	1	11.1	8	6.7	17	17.7	13	4.8	19	17.8
Pediatric (All Risk Combined)	.	.	.	.	.	.	1	1.0	.	.	1	0.9
<b>TOTAL CASES</b>	10	100.0	9	100.0	120	100.0	96	100.0	271	100.0	107	100.0

*Incident AIDS cases are individuals with AIDS reported between January 1, 2007 and December 31st, 2007*  
*Prevalent AIDS cases are individuals with AIDS who are presumed to be alive as of December 31st, 2007*  
*Cumulative cases are those individuals ever reported in Kansas to have AIDS through December 31st, 2007*  
*Incident HIV cases are individuals with HIV reported between January 1, 2007 and December 31st, 2007*  
*Prevalent HIV cases are individuals with HIV who are presumed to be alive as of December 31st, 2007*  
*Cumulative cases are those individuals ever reported in Kansas to have AIDS through December 31st, 2007*

**INCIDENT, PREVALENT, AND CUMULATIVE CASES OF HIV AND AIDS IN REGION 5, KANSAS,  
BY DATE OF REPORT, DECEMBER 31st, 2007**

	Incident AIDS Cases in Kansas as of December 31st, 2007		Incident HIV Cases in Kansas as of December 31st, 2007		Prevalent AIDS Cases in Kansas as of December 31st, 2007		Prevalent HIV Cases in Kansas as of December 31st, 2007		Cumulative AIDS Cases in Kansas as of December 31st, 2007		Cumulative HIV Cases in Kansas as of December 31st, 2007	
	N	%	N	%	N	%	N	%	N	%	N	%
<b>GENDER</b>												
Male	7	77.8	1	16.7	24	70.6	26	65.0	98	83.8	27	65.9
Female	2	22.2	5	83.3	10	29.4	14	35.0	19	16.2	14	34.1
<b>RACE/ETHNICITY</b>												
Hispanic	2	22.2	1	16.7	2	5.9	2	5.0	5	4.3	2	4.9
American-Indian Non-Hispanic	.	.	.	.	1	2.9	.	.	2	1.7	.	.
Black Non-Hispanic	3	33.3	2	33.3	3	8.8	6	15.0	6	5.1	6	14.6
White Non-Hispanic	4	44.4	3	50.0	28	82.4	31	77.5	104	88.9	32	78.0
Multi-Race Non-Hispanic	.	.	.	.	.	.	1	2.5	.	.	1	2.4
<b>AGE</b>												
< 13 Years												
13 TO 14 Years												
15 TO 24 Years	.	.	3	50.0	1	2.9	8	20.0	1	0.9	8	19.5
25 TO 34 Years												
35 TO 44 Years	4	44.4	.	.	12	35.3	9	22.5	48	41.0	10	24.4
45 TO 54 Years	2	22.2	1	16.7	4	11.8	6	15.0	13	11.1	6	14.6
55 TO 64 Years	.	.	.	.	1	2.9	2	5.0	4	3.4	2	4.9
65 Years or Older	.	.	.	.	.	.	.	.	4	3.4	.	.
<b>RISK BEHAVIOR</b>												
Men who have sex with men (MSM)	2	22.2	1	16.7	14	41.2	15	37.5	58	49.6	16	39.0
Injection Drug User (IDU)	1	11.1	2	33.3	4	11.8	8	20.0	11	9.4	8	19.5
MSM and IDU	.	.	.	.	3	8.8	2	5.0	11	9.4	2	4.9
Hemophilia/Coagulation Disorder or Transfusion/Transplant	.	.	.	.	1	2.9	.	.	11	9.4	.	.
High Risk Heterosexual Contact	3	33.3	1	16.7	8	23.5	9	22.5	16	13.7	9	22.0
No Identified Risk (NIR) or Other	3	33.3	2	33.3	3	8.8	6	15.0	9	7.7	6	14.6
Pediatric (All Risk Combined)	.	.	.	.	1	2.9	.	.	1	0.9	.	.
<b>TOTAL CASES</b>	9	100.0	6	100.0	34	100.0	40	100.0	117	100.0	41	100.0

*Incident AIDS cases are individuals with AIDS reported between January 1, 2007 and December 31st, 2007  
Prevalent AIDS cases are individuals with AIDS who are presumed to be alive as of December 31st, 2007  
Cumulative cases are those individuals ever reported in Kansas to have AIDS through December 31st, 2007  
Incident HIV cases are individuals with HIV reported between January 1, 2007 and December 31st, 2007  
Prevalent HIV cases are individuals with HIV who are presumed to be alive as of December 31st, 2007  
Cumulative cases are those individuals ever reported in Kansas to have AIDS through December 31st, 2007*

**INCIDENT, PREVALENT, AND CUMULATIVE CASES OF HIV AND AIDS IN REGION 6, KANSAS,  
BY DATE OF REPORT, DECEMBER 31st, 2007**

	Incident AIDS Cases in Kansas as of December 31st, 2007		Prevalent AIDS Cases in Kansas as of December 31st, 2007		Prevalent HIV Cases in Kansas as of December 31st, 2007		Cumulative AIDS Cases in Kansas as of December 31st, 2007		Cumulative HIV Cases in Kansas as of December 31st, 2007	
	N	%	N	%	N	%	N	%	N	%
<b>GENDER</b>										
Male	3	100.0	23	67.6	25	69.4	70	77.8	25	69.4
Female	.	.	11	32.4	11	30.6	20	22.2	11	30.6
<b>RACE/ETHNICITY</b>										
Hispanic	1	33.3	2	5.9	3	8.3	8	8.9	3	8.3
American-Indian Non-Hispanic	.	.	1	2.9	.	.	1	1.1	.	.
Black Non-Hispanic	2	66.7	12	35.3	16	44.4	30	33.3	16	44.4
White Non-Hispanic	.	.	19	55.9	17	47.2	51	56.7	17	47.2
<b>AGE</b>										
< 13 Years	.	.	1	2.9	1	2.8	2	2.2	1	2.8
13 To 14 Years	.	.	.	.	.	.	.	.	.	.
15 TO 24 Years	1	33.3	3	8.8	7	19.4	7	7.8	7	19.4
25 TO 34 Years	.	.	7	20.6	15	41.7	32	35.6	15	41.7
35 TO 44 Years	1	33.3	18	52.9	7	19.4	38	42.2	7	19.4
45 TO 54 Years	1	33.3	5	14.7	3	8.3	9	10.0	3	8.3
55 TO 64 Years	.	.	.	.	3	8.3	2	2.2	3	8.3
65 Years or Older	.	.	.	.	.	.	.	.	.	.
<b>RISK BEHAVIOR</b>										
Men who have sex with men (MSM)	2	66.7	15	44.1	13	36.1	47	52.2	13	36.1
Injection Drug User (IDU)	.	.	4	11.8	2	5.6	15	16.7	2	5.6
MSM and IDU	1	33.3	5	14.7	1	2.8	8	8.9	1	2.8
Hemophilia/Coagulation Disorder or Transfusion/Transplant	.	.	.	.	.	.	1	1.1	.	.
High Risk Heterosexual Contact	.	.	8	23.5	5	13.9	14	15.6	5	13.9
No Identified Risk (NIR) or Other	.	.	1	2.9	14	38.9	3	3.3	14	38.9
Pediatric (All Risk Combined)	.	.	1	2.9	1	2.8	2	2.2	1	2.8
<b>TOTAL CASES</b>	3	100.0	34	100.0	36	100.0	90	100.0	36	100.0

*Incident AIDS cases are individuals with AIDS reported between January 1, 2007 and December 31st, 2007*

*Prevalent AIDS cases are individuals with AIDS who are presumed to be alive as of December 31st, 2007*

*Cumulative cases are those individuals ever reported in Kansas to have AIDS through December 31st, 2007*

*Incident HIV cases are individuals with HIV reported between January 1, 2007 and December 31st, 2007*

*Prevalent HIV cases are individuals with HIV who are presumed to be alive as of December 31st, 2007*

*Cumulative cases are those individuals ever reported in Kansas to have AIDS through December 31st, 2007*

**INCIDENT, PREVALENT, AND CUMULATIVE CASES OF HIV AND AIDS IN REGION 7, KANSAS,  
BY DATE OF REPORT, DECEMBER 31st, 2007**

	Incident AIDS Cases in Kansas as of December 31st, 2007		Incident HIV Cases in Kansas as of December 31st, 2007		Prevalent AIDS Cases in Kansas as of December 31st, 2007		Prevalent HIV Cases in Kansas as of December 31st, 2007		Cumulative AIDS Cases in Kansas as of December 31st, 2007		Cumulative HIV Cases in Kansas as of December 31st, 2007	
	N	%	N	%	N	%	N	%	N	%	N	%
<b>GENDER</b>												
Male	5	71.4	6	100.0	47	77.0	24	68.6	91	78.4	28	71.8
Female	2	28.6	.	.	14	23.0	11	31.4	25	21.6	11	28.2
<b>RACE/ETHNICITY</b>												
Hispanic	.	.	.	.	9	14.8	4	11.4	11	9.5	4	10.3
Asian / Pacific Islander Non-Hispanic	.	.	.	.	1	1.6	.	.	2	1.7	.	.
Black Non-Hispanic	.	.	1	16.7	8	13.1	10	28.6	13	11.2	10	25.6
White Non-Hispanic	7	100.0	5	83.3	42	68.9	20	57.1	89	76.7	24	61.5
Multi-Race Non-Hispanic	.	.	.	.	1	1.6	1	2.9	1	0.9	1	2.6
<b>AGE</b>												
< 13 Years	.	.	.	.	1	1.6	1	2.9	2	1.7	1	2.6
13 TO 14 Years	.	.	.	.	.	.	.	.	.	.	.	.
15 TO 24 Years	.	.	2	33.3	2	3.3	5	14.3	6	5.2	6	15.4
25 TO 34 Years	1	14.3	.	.	18	29.5	10	28.6	38	32.8	11	28.2
35 TO 44 Years	5	71.4	2	33.3	26	42.6	10	28.6	47	40.5	12	30.8
45 TO 54 Years	1	14.3	2	33.3	12	19.7	7	20.0	20	17.2	7	17.9
55 TO 64 Years	.	.	.	.	2	3.3	2	5.7	2	1.7	2	5.1
65 Years or Older	.	.	.	.	.	.	.	.	1	0.9	.	.
<b>RISK BEHAVIOR</b>												
Men who have sex with men (MSM)	2	28.6	3	50.0	32	52.5	12	34.3	56	48.3	15	38.5
Injection Drug User (IDU)	.	.	2	33.3	14	23.0	11	31.4	23	19.8	11	28.2
MSM and IDU	2	28.6	.	.	5	8.2	2	5.7	14	12.1	2	5.1
Hemophilia/Coagulation Disorder or Transfusion/Transplant	.	.	.	.	1	1.6	.	.	4	3.4	1	2.6
High Risk Heterosexual Contact	.	.	.	.	4	6.6	6	17.1	9	7.8	6	15.4
No Identified Risk (NIR) or Other	3	42.9	1	16.7	4	6.6	3	8.6	7	6.0	3	7.7
Pediatric (All Risk Combined)	.	.	.	.	1	1.6	1	2.9	3	2.6	1	2.6
<b>TOTAL CASES</b>	7	100.0	6	100.0	61	100.0	35	100.0	116	100.0	39	100.0

*Incident AIDS cases are individuals with AIDS reported between January 1, 2007 and December 31st, 2007  
Prevalent AIDS cases are individuals with AIDS who are presumed to be alive as of December 31st, 2007  
Cumulative cases are those individuals ever reported in Kansas to have AIDS through December 31st, 2007  
Incident HIV cases are individuals with HIV reported between January 1, 2007 and December 31st, 2007  
Prevalent HIV cases are individuals with HIV who are presumed to be alive as of December 31st, 2007  
Cumulative cases are those individuals ever reported in Kansas to have AIDS through December 31st, 2007*

## INCIDENT, PREVALENT, AND CUMULATIVE CASES OF HIV AND AIDS IN REGION 8, KANSAS, BY DATE OF REPORT, DECEMBER 31st, 2007

	Incident AIDS Cases in Kansas as of December 31st, 2007		Incident HIV Cases in Kansas as of December 31st, 2007		Prevalent AIDS Cases in Kansas as of December 31st, 2007		Prevalent HIV Cases in Kansas as of December 31st, 2007		Cumulative AIDS Cases in Kansas as of December 31st, 2007		Cumulative HIV Cases in Kansas as of December 31st, 2007	
	N	%	N	%	N	%	N	%	N	%	N	%
<b>GENDER</b>												
Male	29	93.5	16	69.6	378	84.8	242	79.9	840	89.3	251	79.4
Female	2	6.5	7	30.4	68	15.2	61	20.1	101	10.7	65	20.6
<b>RACE/ETHNICITY</b>												
Hispanic	2	6.5	2	8.7	50	11.2	40	13.2	76	8.1	40	12.7
American-Indian Non-Hispanic	1	3.2	.	.	3	0.7	4	1.3	9	1.0	4	1.3
Asian / Pacific Islander Non-Hispanic	.	.	.	.	4	0.9	1	0.3	4	0.4	1	0.3
Black Non-Hispanic	7	22.6	9	39.1	89	20.0	77	25.4	155	16.5	79	25.0
White Non-Hispanic	21	67.7	12	52.2	293	65.7	174	57.4	686	72.9	185	58.5
Multi-Race Non-Hispanic	.	.	.	.	7	1.6	7	2.3	11	1.2	7	2.2
<b>AGE</b>												
< 13 Years	.	.	.	.	.	.	5	1.7	2	0.2	5	1.6
13 TO 14 Years	.	.	.	.	1	0.2	.	.	1	0.1	.	.
15 TO 24 Years	4	12.9	6	26.1	33	7.4	71	23.4	47	5.0	72	22.8
25 TO 34 Years	7	22.6	9	39.1	157	35.2	117	38.6	386	41.0	120	38.0
35 TO 44 Years	8	25.8	4	17.4	171	38.3	78	25.7	339	36.0	83	26.3
45 TO 54 Years	7	22.6	3	13.0	68	15.2	27	8.9	122	13.0	30	9.5
55 TO 64 Years	4	12.9	.	.	15	3.4	4	1.3	38	4.0	4	1.3
65 Years or Older	1	3.2	1	4.3	1	0.2	1	0.3	6	0.6	2	0.6
<b>RISK BEHAVIOR</b>												
Men who have sex with men (MSM)	19	61.3	13	56.5	266	59.6	155	51.2	606	64.4	161	50.9
Injection Drug User (IDU)	3	9.7	1	4.3	35	7.8	27	8.9	73	7.8	29	9.2
MSM and IDU	3	9.7	1	4.3	51	11.4	24	7.9	105	11.2	24	7.6
Hemophilia/Coagulation Disorder or Transfusion/Transplant	.	.	.	.	7	1.6	4	1.3	21	2.2	4	1.3
High Risk Heterosexual Contact	.	.	4	17.4	54	12.1	35	11.6	83	8.8	38	12.0
No Identified Risk (NIR) or Other	6	19.4	4	17.4	31	7.0	53	17.5	49	5.2	55	17.4
Pediatric (All Risk Combined)	.	.	.	.	2	0.4	5	1.7	4	0.4	5	1.6
<b>TOTAL CASES</b>	31	100.0	23	100.0	446	100.0	303	100.0	941	100.0	316	100.0

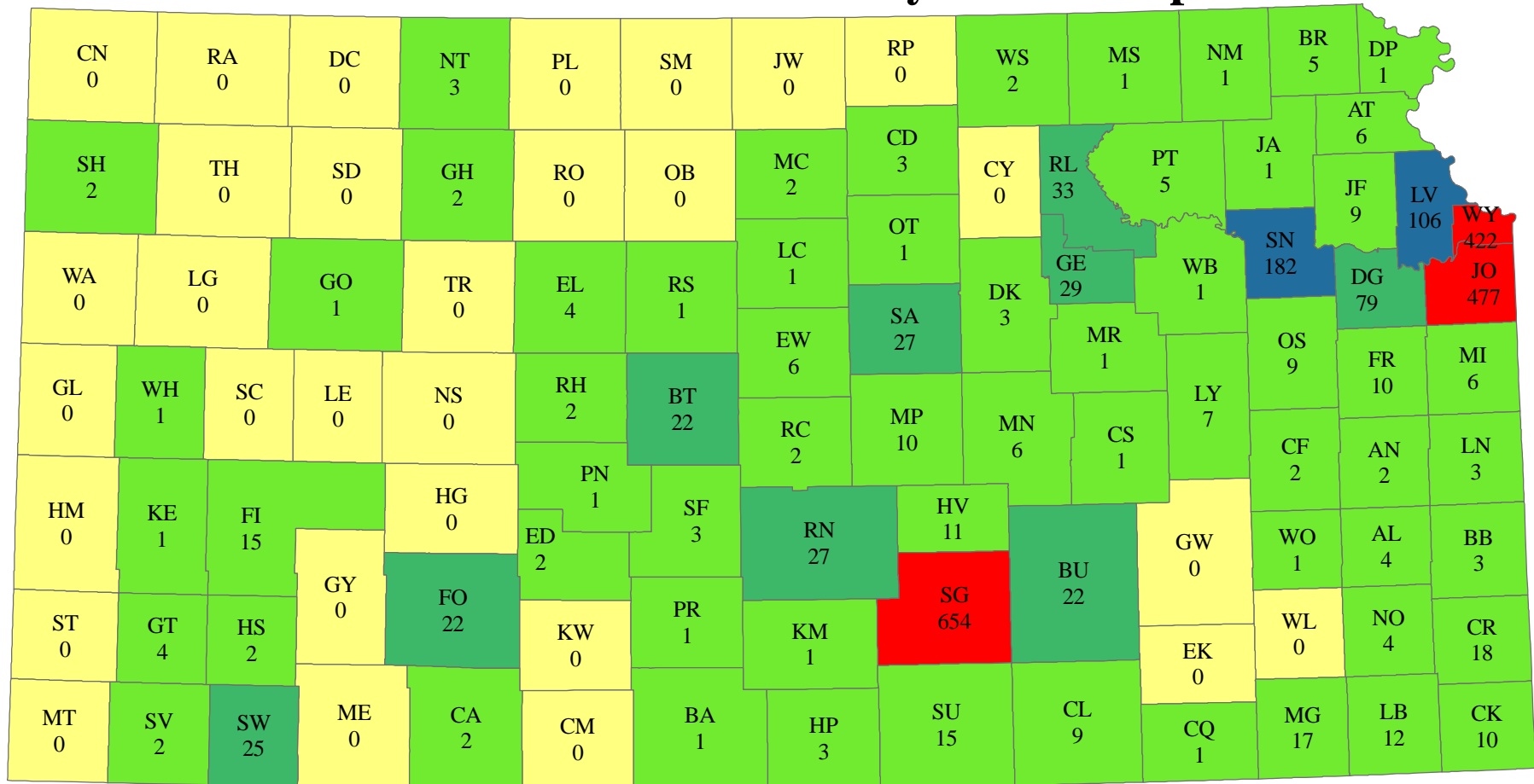
*Incident AIDS cases are individuals with AIDS reported between January 1, 2007 and December 31st, 2007*  
*Prevalent AIDS cases are individuals with AIDS who are presumed to be alive as of December 31st, 2007*  
*Cumulative cases are those individuals ever reported in Kansas to have AIDS through December 31st, 2007*  
*Incident HIV cases are individuals with HIV reported between January 1, 2007 and December 31st, 2007*  
*Prevalent HIV cases are individuals with HIV who are presumed to be alive as of December 31st, 2007*  
*Cumulative cases are those individuals ever reported in Kansas to have AIDS through December 31st, 2007*

**INCIDENT, PREVALENT, AND CUMULATIVE CASES OF HIV AND AIDS IN REGION 9, KANSAS,  
BY DATE OF REPORT, DECEMBER 31st, 2007**

	Incident AIDS Cases in Kansas as of December 31st, 2007		Incident HIV Cases in Kansas as of December 31st, 2007		Prevalent AIDS Cases in Kansas as of December 31st, 2007		Prevalent HIV Cases in Kansas as of December 31st, 2007		Cumulative AIDS Cases in Kansas as of December 31st, 2007		Cumulative HIV Cases in Kansas as of December 31st, 2007	
	N	%	N	%	N	%	N	%	N	%	N	%
<b>GENDER</b>												
Male	6	85.7	3	100.0	32	78.0	24	63.2	69	81.2	29	67.4
Female	1	14.3	.	.	9	22.0	14	36.8	16	18.8	14	32.6
<b>RACE/ETHNICITY</b>												
Hispanic	3	42.9	2	66.7	22	53.7	22	57.9	29	34.1	24	55.8
American-Indian Non-Hispanic	.	.	.	.	.	.	1	2.6	.	.	1	2.3
Black Non-Hispanic	1	14.3	.	.	2	4.9	2	5.3	6	7.1	2	4.7
White Non-Hispanic	3	42.9	1	33.3	17	41.5	13	34.2	50	58.8	16	37.2
<b>AGE</b>												
< 13 Years	.	.	.	.	.	.	.	.	1	1.2	.	.
13 TO 14 Years	.	.	.	.	1	2.4	.	.	1	1.2	.	.
15 TO 24 Years	.	.	1	33.3	3	7.3	10	26.3	6	7.1	10	23.3
25 TO 34 Years	3	42.9	.	.	17	41.5	16	42.1	31	36.5	17	39.5
35 TO 44 Years	3	42.9	.	.	12	29.3	8	21.1	32	37.6	11	25.6
45 TO 54 Years	1	14.3	2	66.7	8	19.5	4	10.5	11	12.9	5	11.6
55 TO 64 Years	.	.	.	.	.	.	.	.	3	3.5	.	.
65 Years or Older	.	.	.	.	.	.	.	.	.	.	.	.
<b>RISK BEHAVIOR</b>												
Men who have sex with men (MSM)	4	57.1	.	.	18	43.9	14	36.8	40	47.1	14	32.6
Injection Drug User (IDU)	.	.	2	66.7	5	12.2	10	26.3	12	14.1	11	25.6
MSM and IDU	.	.	.	.	.	.	.	.	4	4.7	.	.
Hemophilia/Coagulation Disorder or Transfusion/Transplant	.	.	.	.	1	2.4	.	.	7	8.2	.	.
High Risk Heterosexual Contact	1	14.3	.	.	10	24.4	6	15.8	12	14.1	8	18.6
No Identified Risk (NIR) or Other	2	28.6	1	33.3	6	14.6	8	21.1	8	9.4	10	23.3
Pediatric (All Risk Combined)	.	.	.	.	1	2.4	.	.	2	2.4	.	.
<b>TOTAL CASES</b>	7	100.0	3	100.0	41	100.0	38	100.0	85	100.0	43	100.0

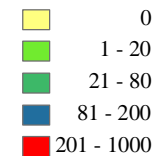
*Incident AIDS cases are individuals with AIDS reported between January 1, 2007 and December 31st, 2007  
Prevalent AIDS cases are individuals with AIDS who are presumed to be alive as of December 31st, 2007  
Cumulative cases are those individuals ever reported in Kansas to have AIDS through December 31st, 2007  
Incident HIV cases are individuals with HIV reported between January 1, 2007 and December 31st, 2007  
Prevalent HIV cases are individuals with HIV who are presumed to be alive as of December 31st, 2007  
Cumulative cases are those individuals ever reported in Kansas to have AIDS through December 31st, 2007*

# State of Kansas Prevalent Cases of HIV / AIDS by County as of December 31st 2007 by Date of Report



Data Sources: Kansas Cartographic Dataset, and Kansas HIV / AIDS Reporting System (HARS)

Prevalent Cases by County as of December 31st, 2007 by Date of Report.



Prevalent cases are those people presumed living with HIV / AIDS. County of residence is based on county of residence at diagnosis. Cases that do not have a documented county of residence at diagnosis are not reflected in this map.

Disclaimer: The purpose of this publication is to illustrate the status of HIV / AIDS epidemic in the state of Kansas. The map product is provided without representation or implied or expressed warranty of accuracy for any uses beyond those expressed. The originating agencies are not responsible for publication or use of this product for purposes other than those expressed. This product may be corrected or updated as necessary without prior notification.

Published by: HIV / AIDS Surveillance Program, Kansas Department of Health and Environment, Bureau of Disease Control and Prevention.

Date of Publication: December 2007.