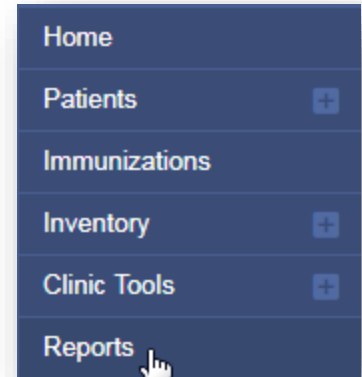


Flu Prebook Instructions

1. Begin by visiting the KSWebIZ website:
<https://kanphix.kdhe.state.ks.us>
2. When you arrive at the website, select the link for **KSWebIZ**.
3. Enter your **Username** and **Password**.
4. Select **Login**.
5. To complete the Flu Prebook you will need to gather the clinic's doses administered and shipped information.



Doses Administered Report

1. To view your current flu season doses administered, select **Reports**.
2. Under the Coverage Statistics heading, select **Doses Administered**.
3. Ensure that your Provider name and Clinic name show in the Report Selection Criteria.
4. Input **Vaccination Date Range** as from 07/01/2018 through the current day's date. You can quickly input the current day's date by double clicking in the date box.
5. Select **Vaccination Count (Detailed Breakdown by Vaccine)** for the Report Type.

Coverage Statistics

- [AFIX Data Snapshot Reports](#)
- [Clinic Immunization Count](#)
- [Dosage Report](#)
- [Doses Administered](#)
- [Eligibility Category Patient Count Report](#)
- [Immunization Rates](#)
- [Immunization Rates - Datamart](#)
- [Invalid Doses](#)
- [Patient Counts by Age and Insurance Source](#)
- [Patients Aged Out of their VFC Eligibility Code](#)
- [Vaccinations by Funding Source](#)
- [Vaccine Borrowing Report](#)

Report Type

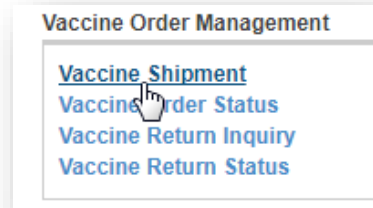
- Patient Count (Aggregated Statistics)
- Patient Count (Detailed Breakdown by Vaccine)
- Vaccination Count (Aggregated Statistics)
- Vaccination Count (Detailed Breakdown by Vaccine)

6. Select **Run Report** in the bottom right corner.
7. The report will pop up as a PDF. All vaccine types will be listed with a count of the number of doses administered listed by funding source and patient age cohort.

Patient Cohort Desc	Vaccine (CVX)	CHIP	PRIVATE	PUBLIC	VFC
< 1	DTaP-HepB-IPV (Pediarix) (110)	0	130	1056	42
	HepA, Ped/Adol (83)	0	0	3	0
	HepB, Ped/Adol (8)	0	0	15	0
	Hib (PedvaxHIB) (49)	0	92	772	29
	Influenza IIV4 PedPF (161)	0	50	363	0
	Influenza IIV4 PFree (150)	0	0	3	0

Vaccine Shipment Report

1. To view your current flu season doses shipped, select **Reports**.
2. Under the Vaccine Order Management heading, select **Vaccine Shipment**.
3. Ensure that your Provider name and Clinic name show in the Report Selection Criteria.
4. Input **Vaccine Order Date Range** as from 07/01/2018 through the current day's date. You can quickly input the current day's date by double clicking in the date box.
5. Check the **Include Vaccine Summary** box. This will ensure that the report results tally up the public funded influenza doses shipped for you.
6. Select **Run Report**. The report will pop up as a PDF. The final page of the report will include the tally of public funded doses shipped to your facility by vaccine type.



Provider/Clinic : KANSAS WEBIZ TRAINING, KS WEBIZ DIRECT ENTRY TRAINING

SELECT A CLINIC BY TYPING PROVIDER, CLINIC, VFC PIN, OR CLINIC CODE

Line Item Status
 (ALL) Include Vaccine Summary

Vaccine Order Date Range
 From: 07/01/2018 Through: 01/15/2019

Shipped Date Range
 From: MM/DD/YYYY Through: MM/DD/YYYY

Output Type PDF EXCEL EXTRACT - Delimiter: ,

Run Report Cancel

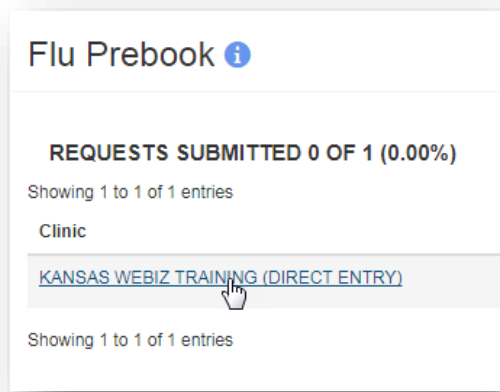
Vaccine	Doses Shipped	Total Value
DTaP-Hib-IPV (Pentacel)	5	\$283.70
Influenza IIV4 PFree	20	\$288.60
RV5 (RotaTeq)	10	\$691.20
Sub Totals	35	\$1,263.50
Totals	35	\$1,263.50

Flu Prebook

1. Once you have gathered all of your clinic's doses administered and shipped information, you are ready to begin your Flu Prebook.
2. Select the link for **Inventory** on the left-hand menu.
3. Select the link for **Vaccines** on the left-hand menu.
4. Select **Flu Prebook**.



- When you arrive at the Flu Prebook page, select the **link that shows the name of the clinic** you would like to submit a Flu Prebook for. The Clinic Prebook Request screen will display as a pop-up.



Note: For the three new vaccines this year the Doses Ordered, Doses Administered, and Recommended Doses will reflect zeros as we do not have the previous year's data.

- Next to the product that you would like to prebook, type the number of doses in the **Requested Doses** box.

Manufacturer	Vaccine Product	NDC	Doses Ordered	Doses Administered	Recommended Doses	Requested Doses	Approved Doses
GLAXOSMITHKLINE (FORMERLY SMITHKLINE BEECHAM)	FLULAVAL QUADRIVALENT 2019-2020 (0.5ML X 10 SYR)	19515-0906-52	0	0	0	0	0
GLAXOSMITHKLINE (FORMERLY SMITHKLINE BEECHAM)	FLUARIX QUADRIVALENT 2019-2020 (0.5ML X 10 SYR)	58160-0896-52	0	0	0	0	0
MEDIMMUNE, INC.	FLUMIST QUAD 2019-2020 10 1-DOSE SPRAYERS	66019-0306-10	0	0	0	0	0
SANOPI PASTEUR (FORMERLY AVENTIS PASTEUR)	FLUZONE QUADRIVALENT 2019-2020 (0.25ML X 10 SYR)	49281-0519-25	0	0	0	0	0
SANOPI PASTEUR (FORMERLY AVENTIS PASTEUR)	FLUZONE QUADRIVALENT 2019-2020 (0.5ML X 10 SYR)	49281-0419-50	0	0	0	0	0
SEQUIRUS	AFLURIA QUAD 2019-2020 (0.25ML X 10 SYR)	33332-0219-20	0	0	0	0	0
SEQUIRUS	AFLURIA QUAD 2019-2020 (0.5ML X 10 SYR)	33332-0319-01	0	0	0	0	0

- If the red triangle with the exclamation point appears next to the number of doses you entered a discrepancy reason will need to be selected. Select the **red triangle with the exclamation point**, the Reason for Discrepancy screen will display as a second pop-up.

Manufacturer	Vaccine Product	NDC	Doses Ordered	Doses Administered	Recommended Doses	Requested Doses	Approved Doses
GLAXOSMITHKLINE (FORMERLY SMITHKLINE BEECHAM)	FLULAVAL QUADRIVALENT 2019-2020 (0.5ML X 10 SYR)	58160-0896-52	0	0	0	80	0

- Select appropriate in the **Reason** dropdown list.
- Select **Update**.

Reason for Discrepancy

FLULAVAL QUADRIVALENT 2019-2020 (0.5ML X 10 SYR)

Select a reason for requesting a quantity different from the recommended quantity.

Reason

- FIRST KSWEBIZ PREBOOK
- NEW STRATEGIC OBJECTIVE
- PRACTICE GROWTH
- REDUCED PATIENT POPULATION

Cancel Update

10. Continue steps 6 - 9 to prebook additional vaccine products. Be sure you are selecting **Update** in the bottom right corner of your screen to ensure you are saving the information as you go along.

Note: For 317 and/or State funded doses

- 317 doses are only available to Health Departments. If you are prebooking 317 doses you will need to type comments in the **Comments** box stating how many of the doses of your prebook will be used as 317.
- State doses are only available to Health Departments, FQHC and RHC. If you are prebooking State doses, you will need to type comments in the **Comments** box stating how many of the doses of your prebook will be used as State, as well as what special projects they will be used for.

11. When you have requested all the vaccine products you would like to use for the next flu season, select **Submit** in the bottom right corner of your screen to ensure your prebook is submitted to the Kansas Immunization Program.

12. Selecting **Submit** sends your prebook request to the Kansas Immunization Program. The prebook cannot be edited once it is submitted to the Kansas Immunization Program.

